

English Pre-Primer

Written by:-
Manukant



Contents

1. Let's Revise Alphabet	3-9
2. Consonants and Vowels	10-11
3. Sound of 'a'	12-15
4. Sound of 'e'	16-19
5. Sound of 'i'	20-23
6. Sound of 'o'	24-27
7. Sound of 'u'	28-31
8. Sound of Vowels	32-34
9. Colours	35
10. One and Many	36-37
11. Opposite Words	38-39
12. Use of 'a' and 'an'	40-41
13. Use of 'in', 'on' and 'under'	42-44
14. Use of 'This'/'That'	45-46
15. Days and Months	47-48



1



Let's Revise Alphabet

Read aloud and learn.

A



Apple



Apron



Alligator

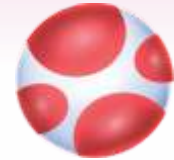
B



Bat



Bag



Ball

C



Cat



Cake



Cap

D



Dog



Duck



Dolphin

E



Earth



Engine



Elephant



Fish



Frog



Fire



Goat



Globe



Grapes




Hen



Hat



Horse



Ink



Igloo



Ice-cream



Jam



Jug



Joker



Key



Kite



Kettle



Lock



Lion



Lotus



Mango



Mug



Monkey



Nest



Nose



Nut



Ostrich



Ox



Owl



Parrot



Penguin



Peacock



Quail



Queen



Quarter



Rat



Rabbit



Rocket



Ship



Sparrow



Sandwich





Tap



Tomato



Tortoise





Zoo



Zebra



Zip

EXERCISE

A. Identify the given pictures and write the correct letters:



___ug



___ug



___orse



___ag



___ut



___nigne



___ake



___pple



___ion

B. Match the pictures to the first letter of their names:



C. Circle (○) the correct word:



cup

flag

bat



ice

doll

hat



grapes

jam

hat



parrot

key

orange

2



Consonants and Vowels




Read the letters.

A	B	C	D	E	F	G
H	I	J	K	L	M	N
O	P	Q	R	S	T	U
	V	W	X	Y	Z	

The above five circled letters are **vowels**.

The letters except the vowels are **consonants**.

There are 5 vowels.

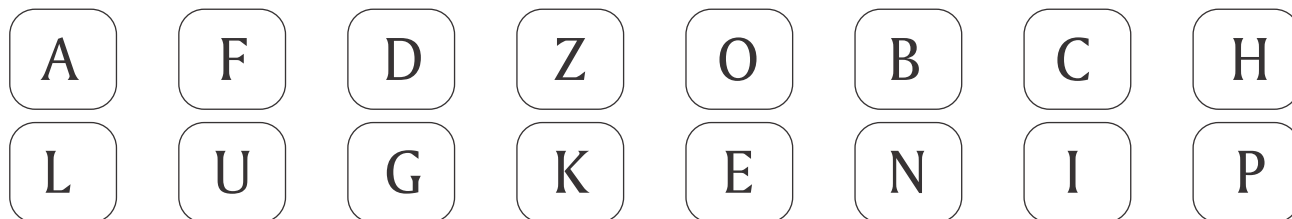


There are 21 consonants.



EXERCISE

A. Find out the vowels and colour them:



B. Which of the following picture's name start with a vowel? Tick (✓) them:



3



Sound of 'a'

Look at the scene below and read the words aloud:

bat



ball



cat



rat



hat



bag



can



mat

Read more words to learn:

can

man

pan

tan

van

bad

pad

sad

mad

bad

cap

map

gap

lap

tap

fat

sat

hat

pat

bat

bar

car

far

jar

tar

Let us read:



cat



car



cap



tap



rat



cake

Learn to read the sound of 'a'.

A cat

A rat

A cat and a rat.

A cat ran after the rat.



A jam

A mat

A jam and a mat.

A jam is on the mat.

A man

A fat man

The man is fat.

A fat man is in the car.



EXERCISE


A. Look at the pictures and complete their names.



C _ t



C _ r



C _ p



V _ n



V _ se



M _ t

B. Read aloud the following letters and make four words having vowel 'a':

a, b, c, m, n, d, s,

1. _____

2. _____

3. _____

4. _____

4



Sound of 'e'



Look at the scene below and read the words aloud:



jet



pen

net

well



red

bell



hen

eggs

Read aloud more words to learn:

den

ben

men

pen

yen

beg

leg

peg

reg

egg

set

get

let

pet

wet

peep

deep

jeep

keep

beep

tree

knee

fee

bee

see

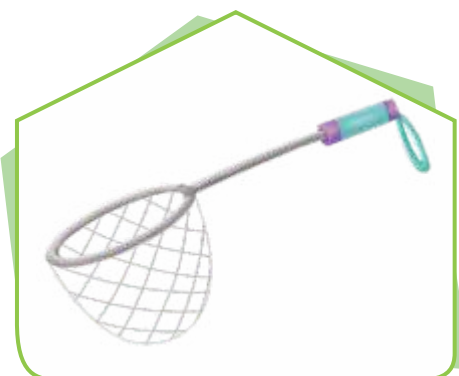
Let us read:




tree



hen



net



pen



jeep



bee

Learn to read the sound of 'e'.

A bee

A tree

A bee is flying over
the mango tree.




I like pea.
I like tea.
I like pea and tea.



A pen

A hen

A pen and a hen.
A hen is near the pen.



EXERCISE

A. Look at the pictures and complete their names.




H _ n



P _ n



B _ _



N _ t

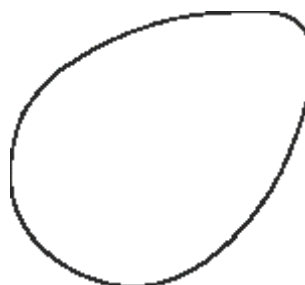




K _ y



W _ ll

B. Colour the pictures which have vowel 'e' in their names:




5



Sound of 'i'



Look at the scene below and read the words aloud.



hit



tin



pin



fig



lid



bin

pit



Read more words to learn:

big

mig

dig

fig

wig

bin

fin

sin

pin

tin

bit

fit

hit

pit

kit

bid

hid

kid

lid

mid

lip


dip

tip


zip

sip

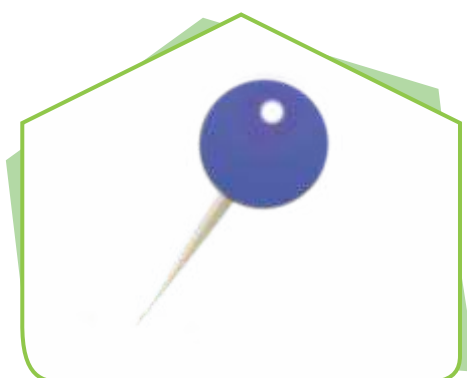
Let us read:



lip



zip



pin



dip



king



bin

Learn to read the sound of 'i'.

A wig
A kit

The kit is big.
A wig is in the kit.




A pin
A tin

The tin is thin.
A pin is on the tin.

A fish
A dish
A big fish

The fish is big.
A fish is in the dish.




EXERCISE


A. Look at the pictures and complete their names.



T _ n




Z _ p



P _ n



B _ n



F _ sh



K _ ng

B. Match the rhyming words:

Column A

1. dig
2. lid
3. king
4. bite
5. chin

Column B

- a. site
- b. wig
- c. fin
- d. kid
- e. wing

6



Sound of 'o'

Look at the scene below and read the words aloud:

fox

box

toy

pot

dog

boy

cot

top

Read more words to learn:

hog

fog

jog

cog

bog

dot

got

hot

not

pot

cop

hop

mop

pop

sop

cod

god

nod

pod

rod

boy

doy

joy

soy

toy

Let us read:



boy




toy



pot



dog



log



cot

Learn to read the sound of 'o'.


A fox

A dog

A black dog

The dog is black.

A fox looks at the dog.



A cot

A log

A long log

The log is long.

A log is on the cot.

A boy

A toy

The boy is good.

A boy is playing with the toy.



EXERCISE

A. Look at the pictures and complete their names:



C _ t



D _ g



L _ g



T _ y



P _ t



B _ y

B. Match the rhyming words:

Column A

1. Pot
2. Log
3. Toy
4. Cod
5. Pop

Column B

- a. Boy
- b. Sop
- c. top
- d. Cot
- e. Dog

7



Sound of 'u'



sun

Look at the scene below and read the words aloud:



hut



tub



nuts



jug



mug

Read more words to learn:

bun
fun
gun
run
sun


bug
dug
hug
jug
mug

cub
dub
rub
pub
tub

but
gut
hut
nut
rut

cup
dup
gup
pup
sup

Let us read:



sun



cup



jug



mug



hut



gun

Learn to read the sound of 'u'.

A bun

A gun

A gun and a bun.

A bun is on the gun.



A bus

A yellow bus

A hut

A small hut.

A bus is passing near the hut.

A tub

A cub

A cute cub

The cub is cute.

A cub is in the tub.



EXERCISE

A. Look at the pictures and complete their names:




H _ t



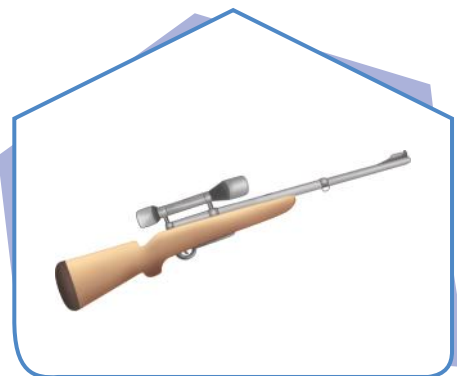
J _ g



M _ g



S _ n



G _ n



C _ p

B. Complete the words to make rhyming words.

1. gun

__ n

2. dug

__ g

3. push

p __ h

4. duck

d __ k

5. hut

__ u __

6. tub

__ b



8



Sound of Vowels



Observer at the pictures below and read the words aloud:



Cot



Jam



Rat




Bat



Box



Tap



Egg



Pin



Hen

EXERCISE

A. Fill in the correct vowels with the help of the pictures:


a e i o u




H _ t



T _ p



Z _ p



N _ t




D _ g



V _ n



P _ n



B _ t






T _ n

B. Circle (○) the odd one out and write it in the box:

- | | | | | |
|---------|------|------|------|----------------------|
| 1. dip | dog | lip | zip | <input type="text"/> |
| 2. hell | bell | ball | tell | <input type="text"/> |
| 3. lap | rap | tap | cop | <input type="text"/> |
| 4. gut | boy | joy | toy | <input type="text"/> |
| 5. sun | bat | bun | run | <input type="text"/> |

C. Identify the following pictures and write their names:



9

Colours



Black



Blue



Brown



Green



Yellow



Grey



Orange



Pink



Purple



Red



White



Sky Blue



Golden



Silver



Dark Brown

10




One and Many



Observe the pictures, read and understand:



One duck



Many ducks



One hat



Many hats



One cat



Many cats



One parrot



Many parrots



One zebra



Many zebras

EXERCISE


A. Count the pictures and write 'one' or 'many' in the blanks.



_____ jugs



_____ kite



_____ cat



_____ hens

B. Count the pictures and write the correct words.



Many _____



One _____



One _____



Many _____

11




Opposite Words




Hot

Cold



Heavy

Light



Big

Small



Fat

Thin

Some more opposite words

In – Out

Tall – Short

Good – Bad

Left – Right

Near – Far

Come – Go

Hot – Cold

Yes – No

On – Under

Up – Down

EXERCISE

Match the pictures with their opposites.



Hot

Big



Small

Short



Tall

Cold



Heavy

Thin



Fat

Light



12



Use of 'a' and 'an'

- **A (a)** is used before the words that start with a **consonant** (b, c, d, f, g, h, j, k, l, m, n, p, q, r, s, t, v, w, x, y, z).
- **An (an)** is used before the words that start with a **vowel** (a, e, i, o, u).

Listen, repeat and understand:



a jug



a cot



a hen



a van



a cat



a dog



an apple



an owl



an egg



an igloo



an elephant



an umbrella

EXERCISE

A. Fill in the blanks with 'a' or 'an'.



___ egg



___ cot



___ hen



___ igloo



___ jug



___ elephant




___ umbrella



___ car

B. Match the following. One has been done for you.



a


an

13



Use of 'in', 'on' and 'under'

Use of 'in'



A book is **in**
the shelf.



A lion is **in**
the den.



A bird is **in**
the nest.



A boy is **in**
the car.



A fish is **in**
the pot.



A horse is **in**
the stable.

Use of 'on'



A book is **on**
the table.



A cat is **on**
the mat.



A cup is **on**
the plate.



A pencil is **on**
the book.



A doll is **on**
the bed.



A vase is **on**
the table.

Use of 'under'



A river is **under**
the bridge.



A rat is **under**
the table.



A lion is **under**
the tree.



A bucket is **under**
the tap.



A ball is **under**
th table.



A bat is **under**
the bed.

EXERCISE

Fill in the blanks with 'in', 'on' or 'under':



A pen is _____ the book.



A shoe is _____ the bed.



A dog is _____ the kennel.



A key is _____ the box.



A rat is _____ the van.



A toy is _____ the shelf.

14



Use of 'This/That'

'This' is used when the object is **nearer**.
'That' is used when the object is **farther**.

Read and say aloud:



This is an apple.

That is a watch.



This is a bell.

That is a gift.



This is a cup.

That is a flower.



EXERCISE

Fill in the blanks with 'This' and 'That':



_____ is a candle.

_____ is a carrot.



_____ is a jacket.

_____ is an onion.



_____ is a car.

_____ is a bus.



15



Days and Months



Days

How many days are there in a week?

There are seven days in a week.

1. Monday
2. Tuesday
3. Wednesday
4. Thursday
5. Friday
6. Saturday
7. Sunday



Months

How many months are there in a year?

There are 12 months in a year.

1. January
2. February
3. March
4. April
5. May
6. June
7. July
8. August
9. September
10. October
11. November
12. December

EXERCISE

Complete the names of days and months.

1. M _ _ nd _ _ y

2. T _ _ esd _ _ y

3. F _ _ id _ _ y

4. S _ _ nd _ _ y

5. J _ _ n _ _ _ ry

6. M _ _ rch

7. _ _ ct _ _ b _ _ r

8. J _ _ ly

9. _ _ ed _ _ _ day

10. A _ _ r _ _ l

11. _ _ un _ _

12. M _ _ y

15. F _ _ b _ _ u a r _ _

16. S _ _ p _ _ e _ _ ber

17. N _ _ v _ _ mb _ _ er

18. Th _ _ _ s _ _ ay