

Writing Zone

# CAPITAL LETTER



# ENGLISH ALPHABETS

A

a



APPLE

B

b



BALL

C

c



CAT

D

d



DOG

E

e



ELEPHANT

F

f



FISH

G

g



GRAPES

H

h



HEN

I

i



INKPOT

J

j



JUG

K

k



KITE

L

l



LION

M

m



MONKEY

N

n



NEST

O

o



ORANGE

P

p



PEACOCK

Q

q



QUEEN

R

r



ROSE

S

s



SWAN

T

t



TELEPHONE

U

u



UMBRELLA

V

v



VAN

W

w



WATCH

X

x



XYLOPHONE

Y

y



YAK

Z

z







ZEBRA



# ★ Standing lines ★

Trace the lines.



Date : .....



  Average   Good   Excellent





# ★ Sleeping lines ★

Trace the lines.

.....

.....

.....

.....

.....

Date : .....

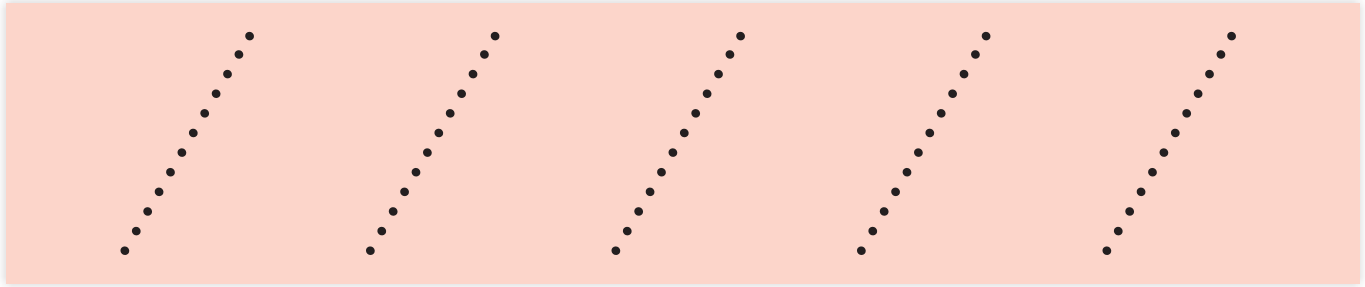


  Average      Good      Excellent



# ★ Slanting Lines ★

Trace the lines.



Date : .....






  Average      Good      Excellent






# ★ Zig-Zag lines ★

Trace the lines.



Date : .....





  Average   Good   Excellent



# ★ Waving lines ★


Trace the lines.



Date : .....



 Average      Good      Excellent






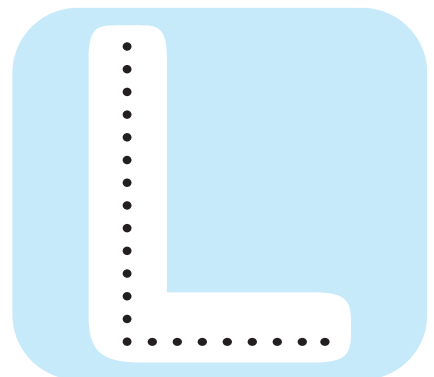
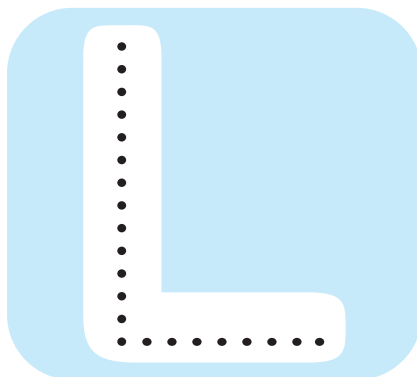
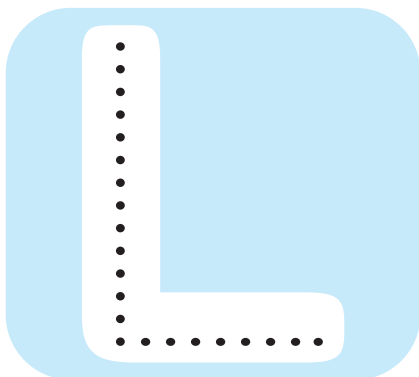
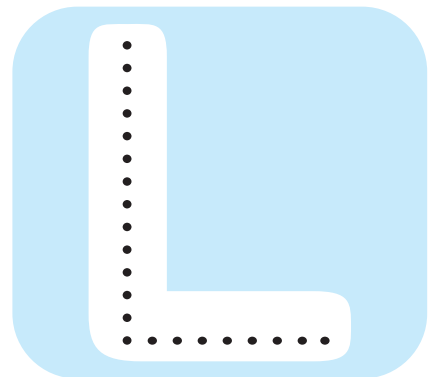
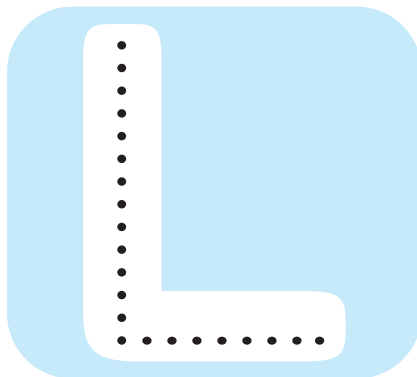
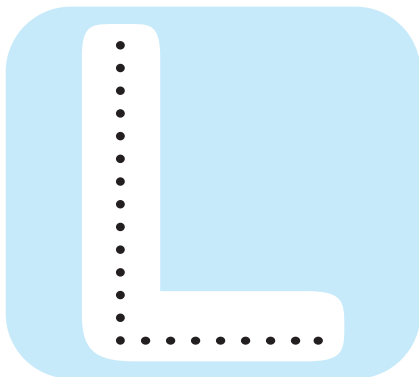
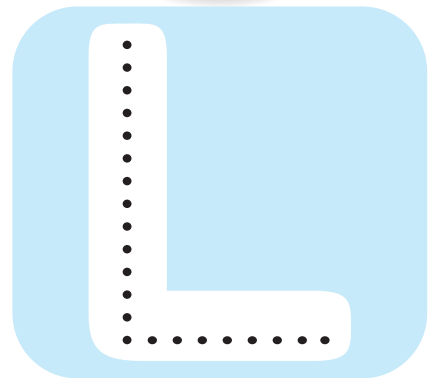
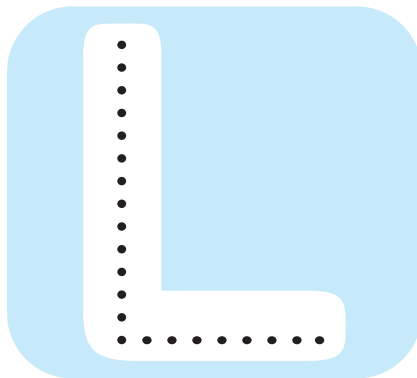
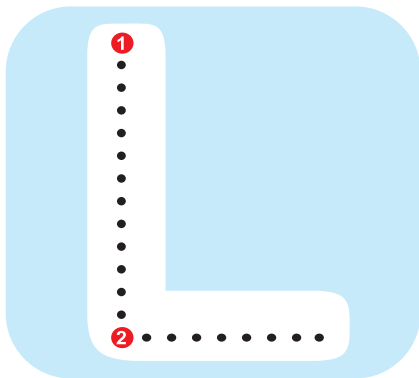
# ★ Letter L ★

Let's learn uppercase L.

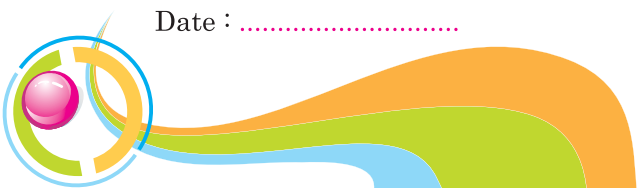
Trace the letter L with your finger. Go straight down, then across.



Practice writing the letter L.



Date : .....



Average  Good  Excellent





FILL IN THE BLANKS WITH LETTER 'L'



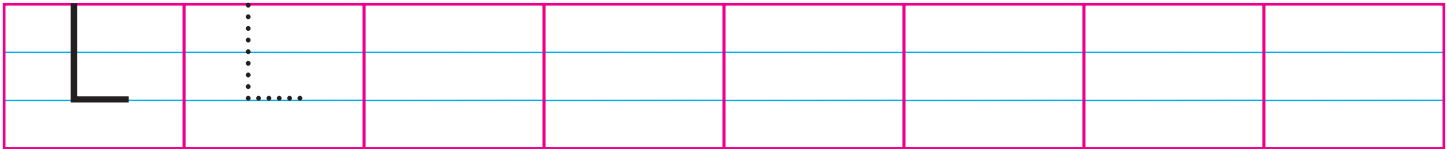
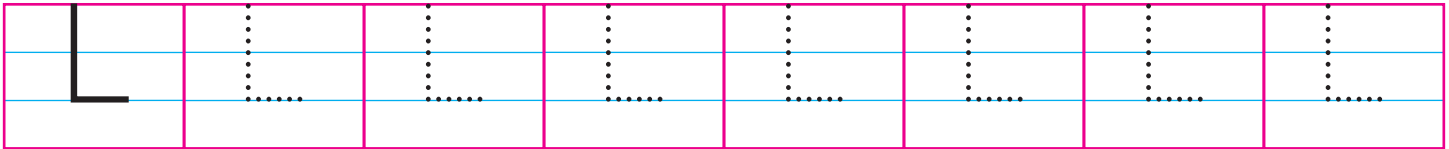
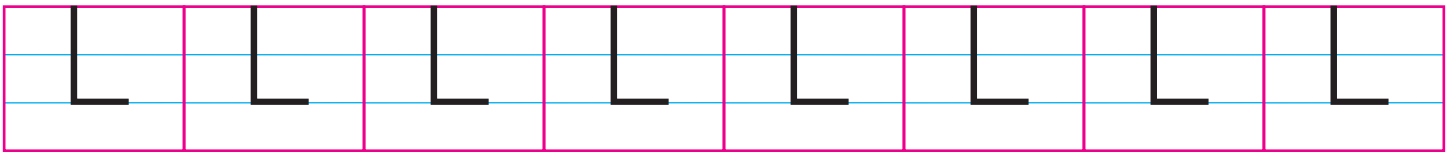
Colour the picture.



LOTUS

LOCK


Trace and write the letter.



Date : .....



Average  Good  Excellent






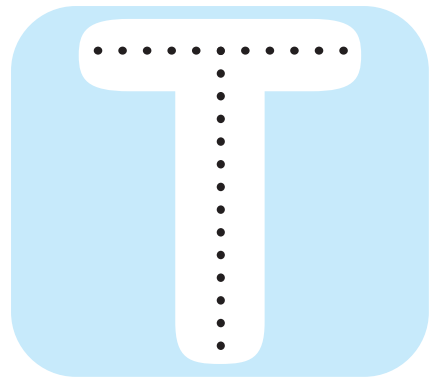
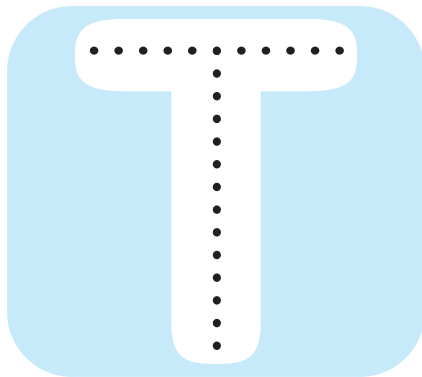
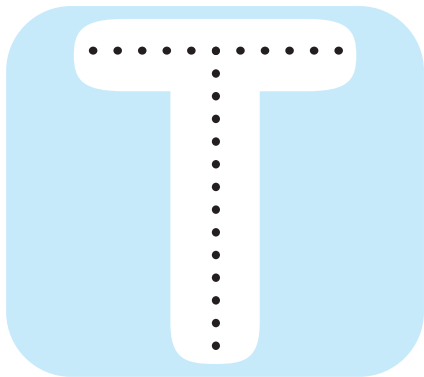
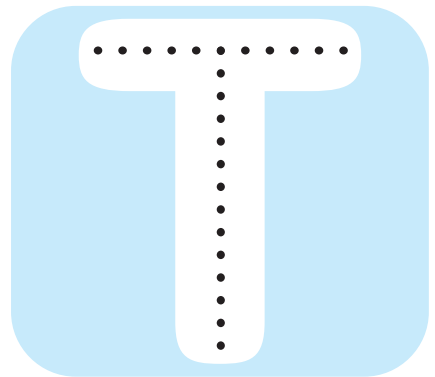
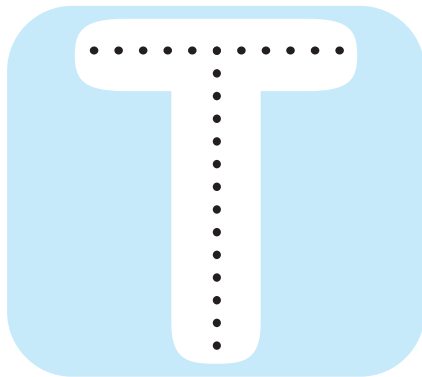
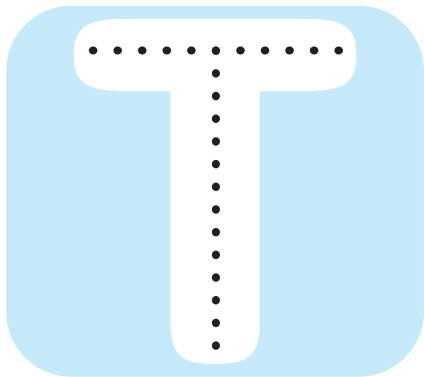
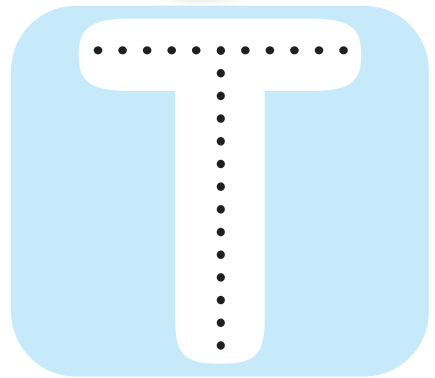
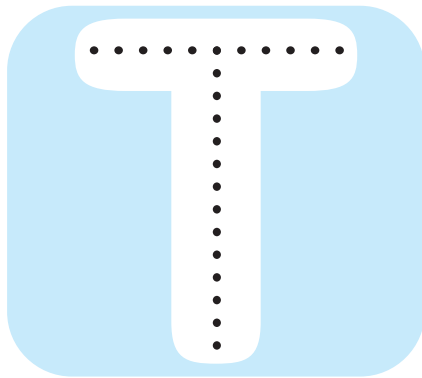
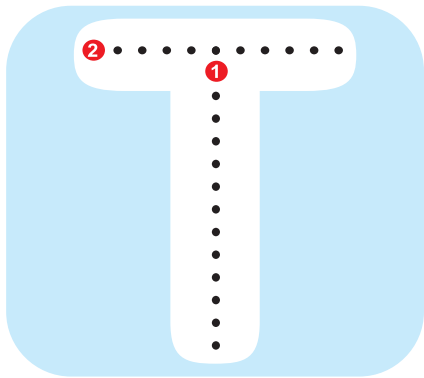
# ★ Letter T ★

Let's learn uppercase T.


Trace the letter T with your finger. Go straight down. Then go straight across at the top of vertical line.



Practice writing the letter T.




Date : .....



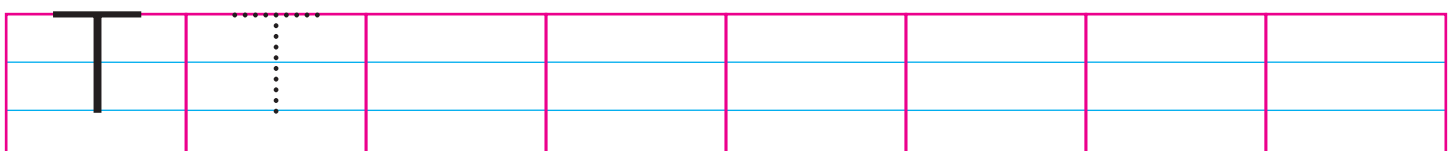
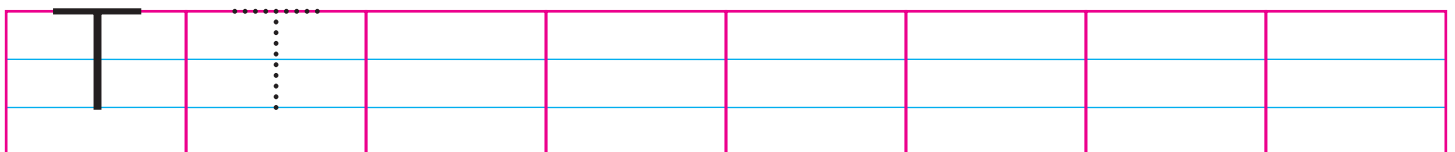
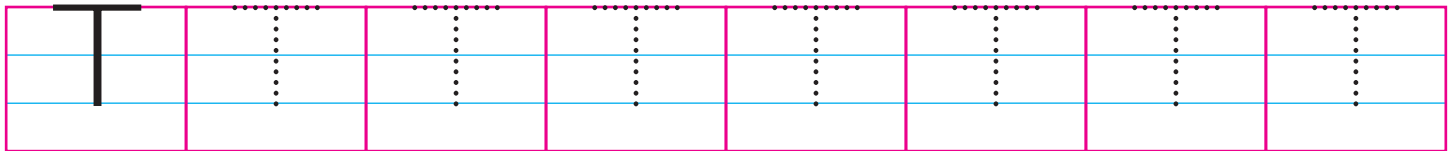

FILL IN THE BLANKS WITH LETTER 'T'

Colour the picture.



□ O M A □ O □ O P


Trace and write the letter.



Date : .....



  Average   Good   Excellent












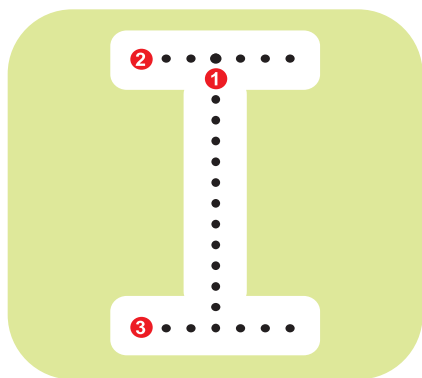
# ★ Letter I ★

Let's learn uppercase I.

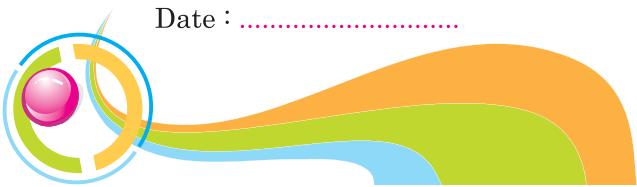
Trace the letter I with your finger. Go straight down. Then go straight across at the top and bottom of the vertical line.



Practice writing the letter I.



Date : .....





FILL IN THE BLANKS WITH LETTER 'I'

Colour the picture.



G L O O

N K P O T

Trace and write the letter.

I I I I I I I I

I I I I I I I I

I I

I I


I I

I I

Date : .....



Average  Good  Excellent














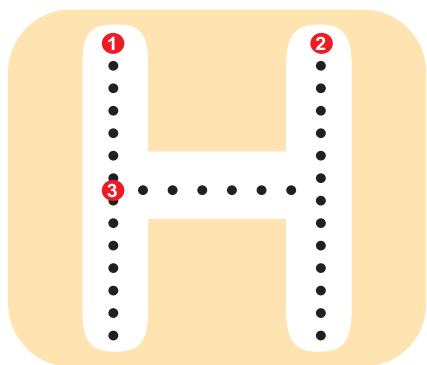
# ★ Letter H ★

Let's learn uppercase H.

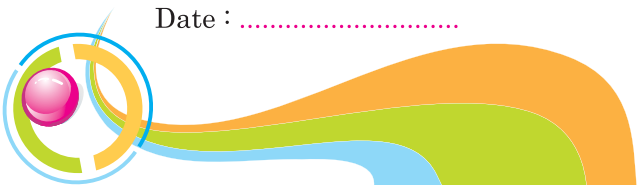
Trace the letter H with your finger. Go straight down twice. Join the two vertical lines by going straight across in the middle.



Practice writing the letter H.



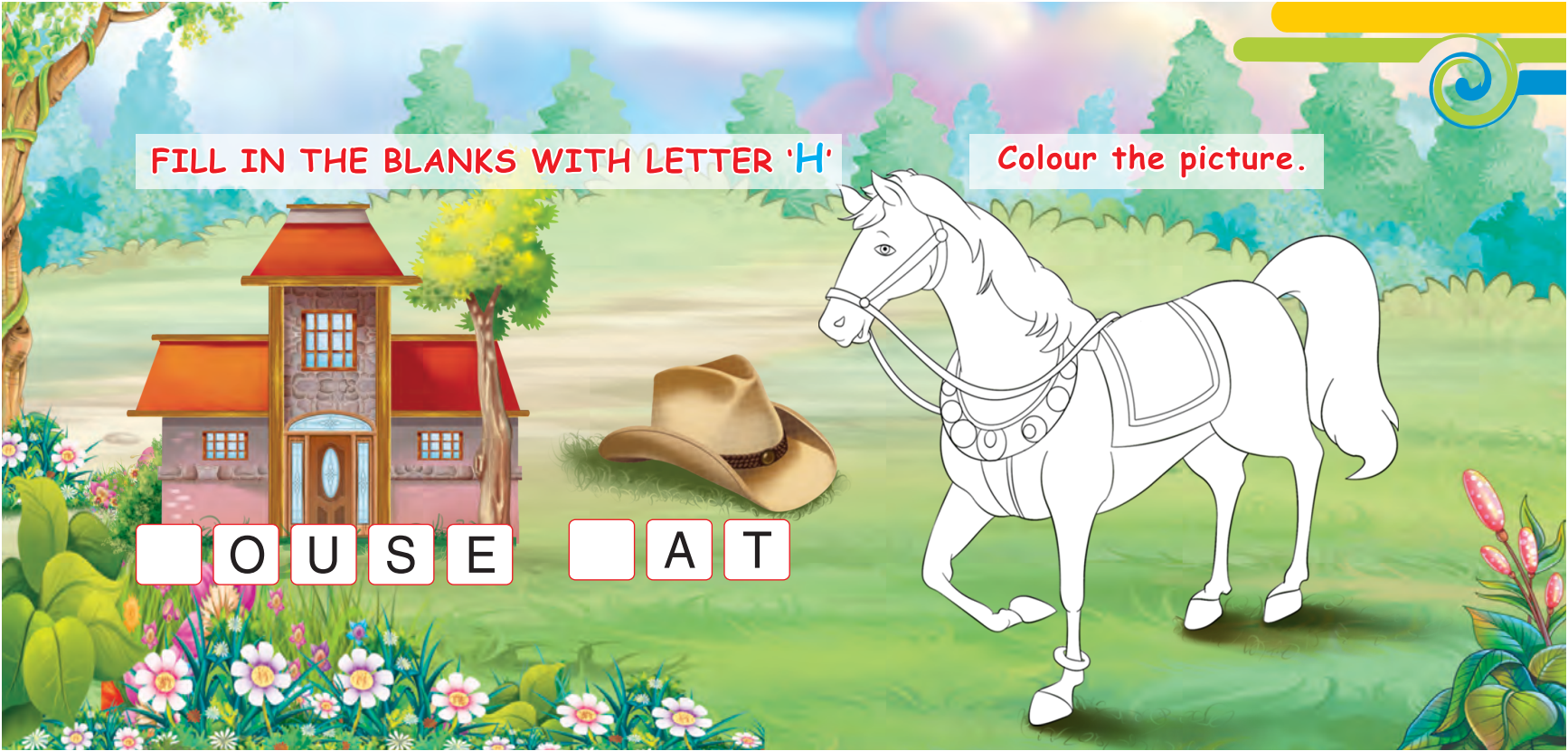
Date : .....





FILL IN THE BLANKS WITH LETTER 'H'

Colour the picture.



HOUSE

HAT

Trace and write the letter.

Tracing row 1: Eight boxes, each containing a solid black uppercase letter 'H'.

Tracing row 2: Eight boxes, each containing a dotted uppercase letter 'H' for tracing.

Tracing row 3: Two boxes containing a solid 'H' and a dotted 'H', followed by six empty boxes for independent writing.

Tracing row 4: Two boxes containing a solid 'H' and a dotted 'H', followed by six empty boxes for independent writing.


Tracing row 5: Two boxes containing a solid 'H' and a dotted 'H', followed by six empty boxes for independent writing.

Tracing row 6: Two boxes containing a solid 'H' and a dotted 'H', followed by six empty boxes for independent writing.

Date : .....



Average  Good  Excellent














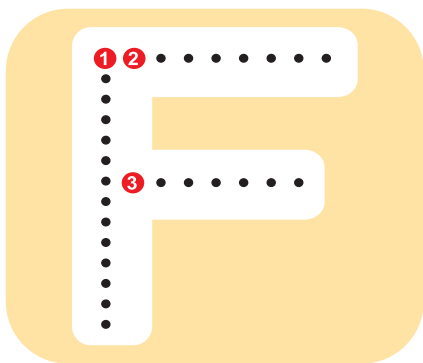
# ★ Letter F ★

Let's learn uppercase F.

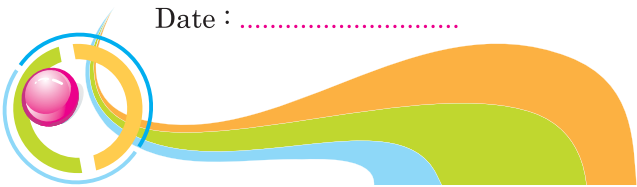
Trace the letter F with your finger. Go straight down. Then go straight across twice, once from the top edge and then from middle of the vertical line.



Practice writing the letter F.



Date : .....

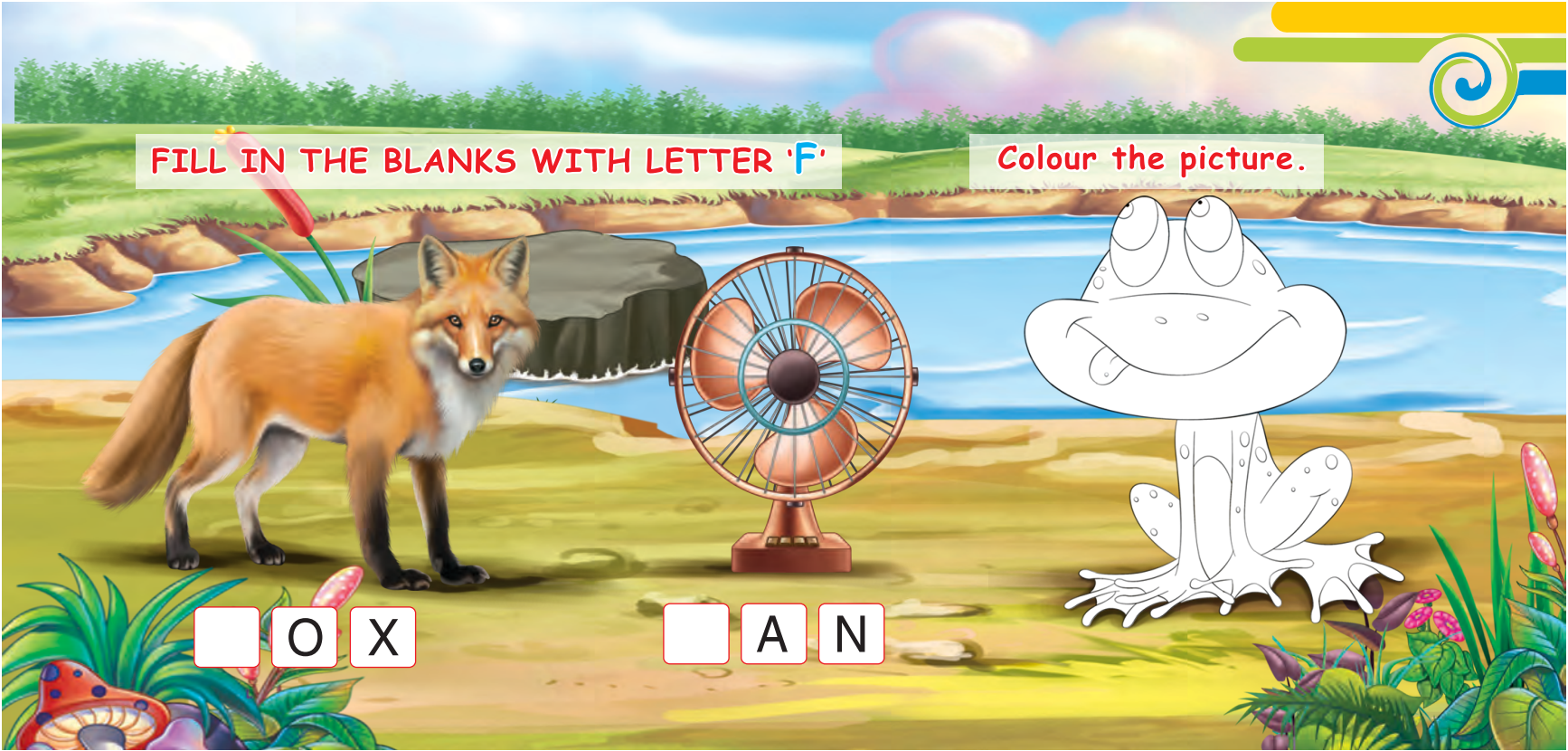






FILL IN THE BLANKS WITH LETTER 'F'

Colour the picture.



O X

A N

Trace and write the letter

F F F F F F F F

F F F F F F F F

F F

F F


F F

F F

Date : .....



Average  Good  Excellent

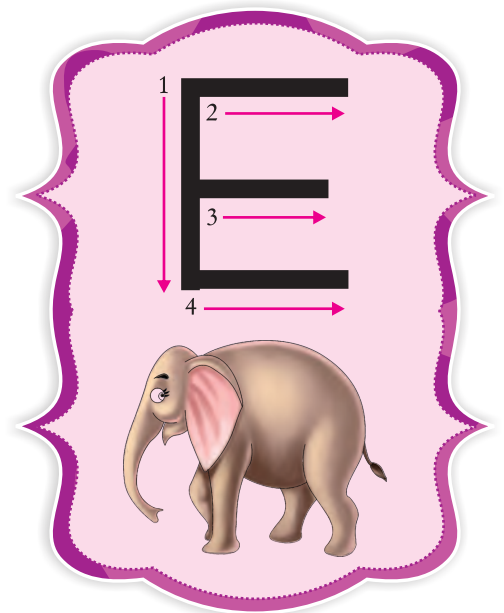













# ★ Letter E ★

Let's learn uppercase E.

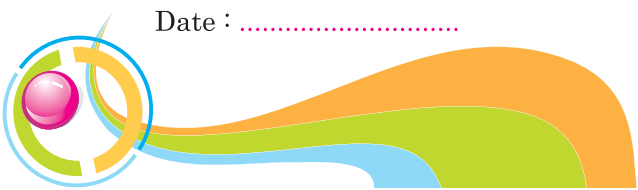
Trace the letter E with your finger. Go straight down. Now, go straight across thrice, one from top edge, second from middle and third from the end of the vertical line.



Practice writing the letter E.




Date : .....





FILL IN THE BLANKS WITH LETTER 'E'

Colour the picture.



A G L

G G

Trace and write the letter.

E E E E E E E E

E E E E E E E E

E E

E E

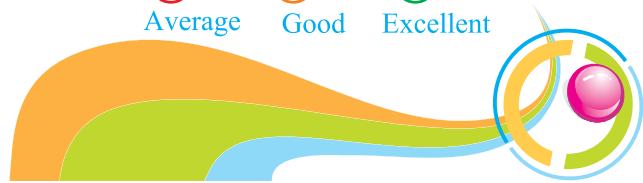
E E

E E

Date : .....



Average  Good  Excellent






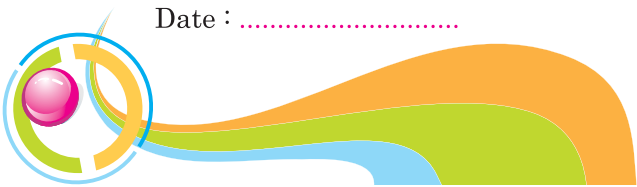
# ACTIVITY

Colour the elephant with grey, fish with orange and hen with brown colour crayons.

Speak loudly : E for Elephant, F for Fish, H for Hen.





Date : .....



# ACTIVITY

Cross (x) the pictures whose name does not start with the letter given on the left hand side.



Date : .....



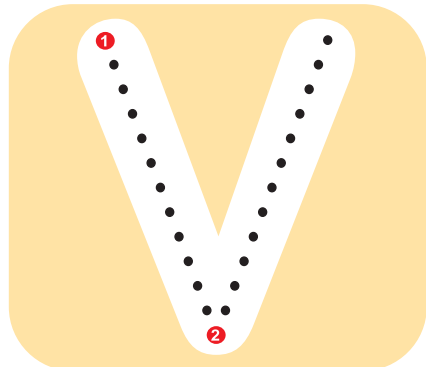



# ★ Letter V ★

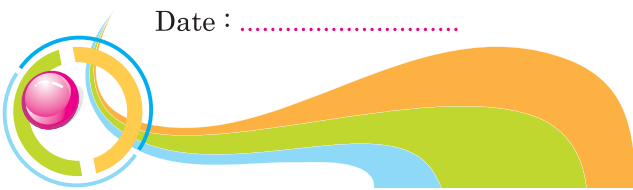
Let's learn uppercase V.

Trace the letter V with your finger. Go down diagonally, then up.

Practice writing the letter V.



Date : .....





FILL IN THE BLANKS WITH LETTER 'V'




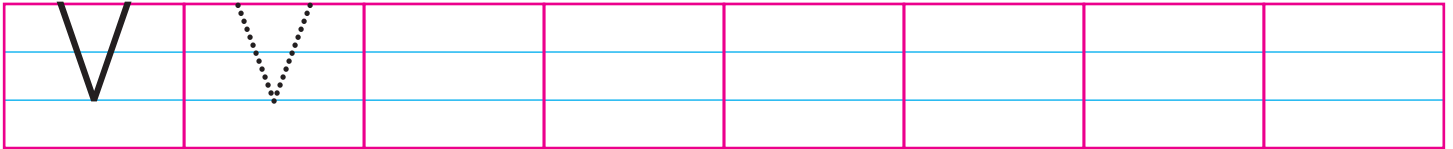
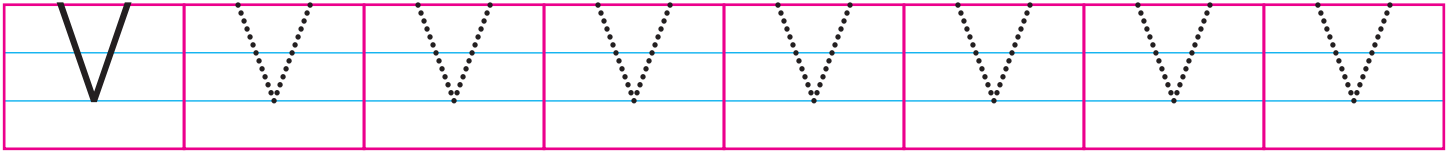
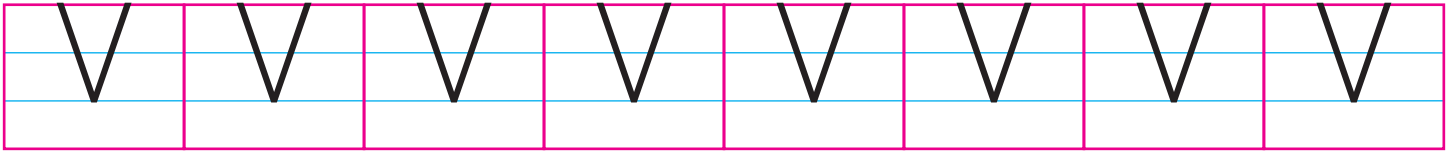
Colour the picture.



□ U L T U R E

□ I O L I N

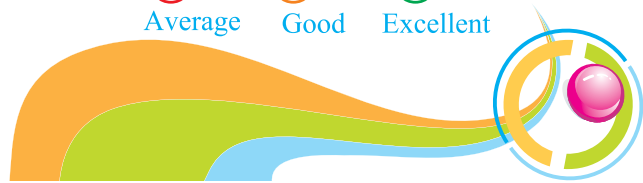
Trace and write the letter.



Date : .....



Average  Good  Excellent





# ★ Letter W ★

Let's learn uppercase W.

Trace the letter W with your finger. Go down diagonally, then up, then down and again up.

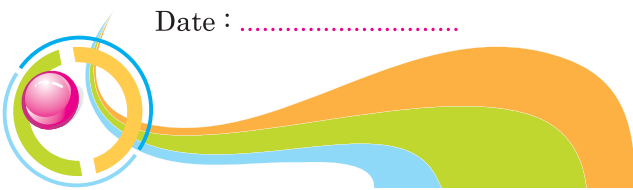


Practice writing the letter W.

A 3x3 grid of nine uppercase letter Ws for tracing. The top-left W has four red numbers (1, 2, 3, 4) and arrows indicating the stroke order. The other Ws are dotted for tracing.

Date : .....

Average     Good     Excellent








FILL IN THE BLANKS WITH LETTER 'W'

Colour the picture.



W E L L

W O M A N

Trace and write the letter.

W W W W W W W W

W W W W W W W W

W W

W W


W W

W W

Date : .....



Average  Good  Excellent













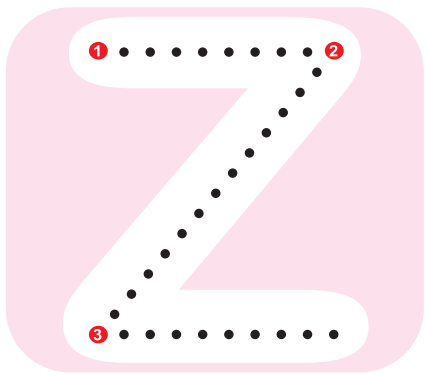
# ★ Letter Z ★

Let's learn uppercase Z.


Trace the letter Z with your finger. Go across, pull down diagonally and then go across.



Practice writing the letter Z.




Date : .....





FILL IN THE BLANKS WITH LETTER 'Z'


Colour the picture.



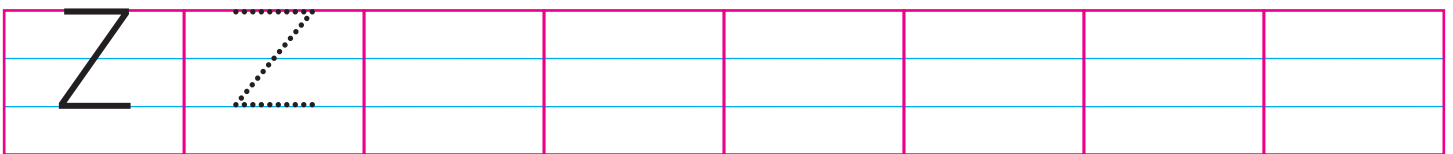
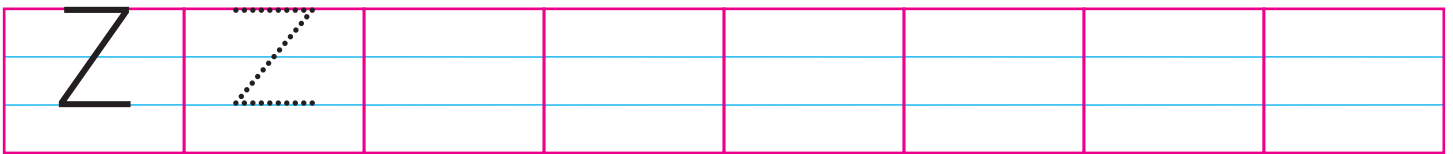
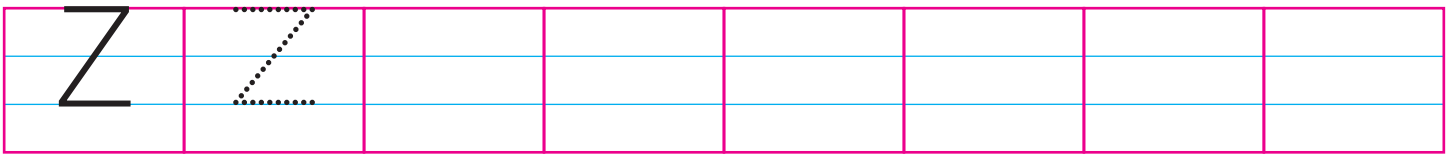
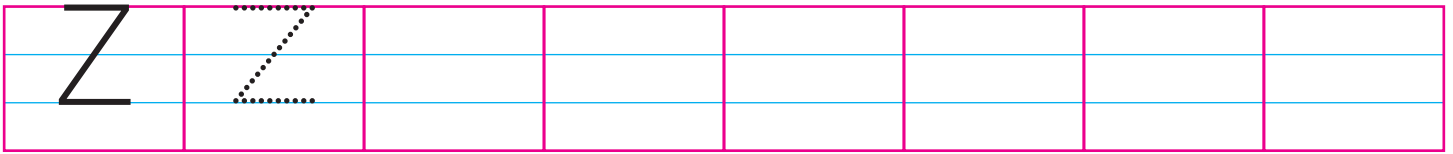
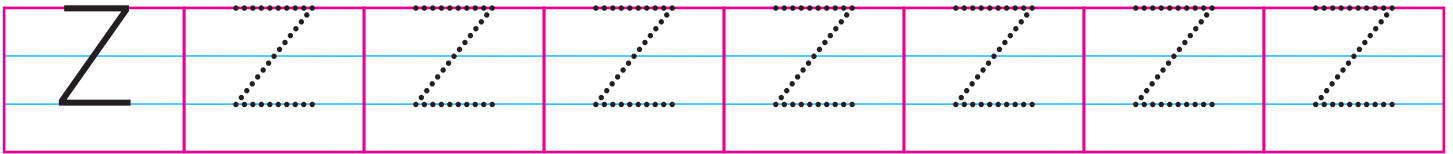
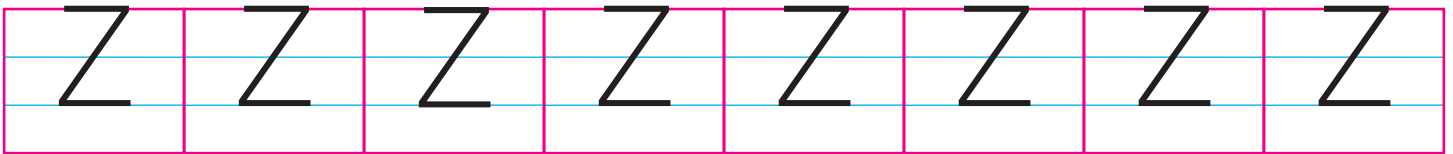
O O M



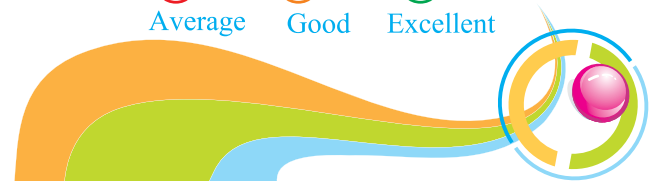
E R O



Trace and write the letter.



Date : .....











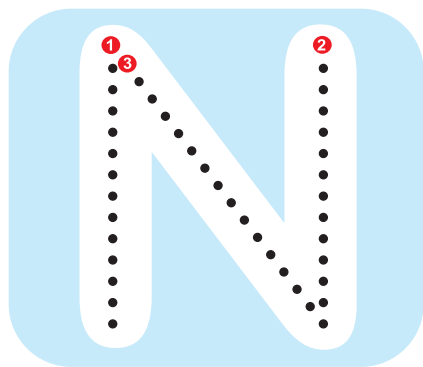


# ★ Letter N ★

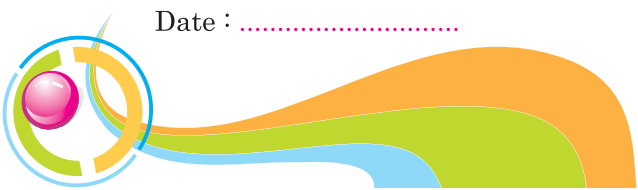
Let's learn uppercase N.

Trace the letter N with your finger. Go straight down twice and pull down diagonally from top of 1st straight down to the bottom of second straight down.

Practice writing the letter N.



Date : .....





FILL IN THE BLANKS WITH LETTER 'N'

Colour the picture.



□ E T

□ U R S E

Trace and write the letter.

N N N N N N N N

N N N N N N N N

N N □ □ □ □ □ □

N N □ □ □ □ □ □


N N □ □ □ □ □ □

N N □ □ □ □ □ □

Date : .....



Average  Good  Excellent







# ★ Letter M ★

Let's learn uppercase M.

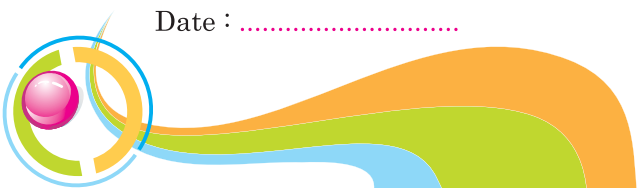
Trace the letter M with your finger. Go straight down twice. Now pull down diagonally from top of each straight down to meet at centre bottom.



Practice writing the letter M.



Date : .....





FILL IN THE BLANKS WITH LETTER 'M'

Colour the picture.



I L K

A N G O

Trace and write the letter.

M M M M M M M M

M M M M M M M M

M M

M M


M M

M M

Date : .....



Average  Good  Excellent















# ★ Letter A ★

Let's learn uppercase A.

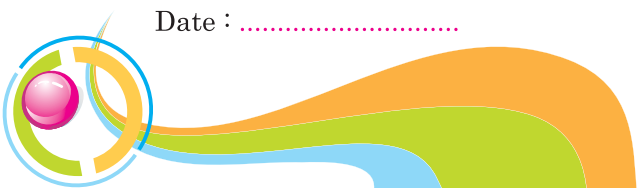
Trace the letter A with your finger. Pull down diagonally from a common centre to both sides, then go across in centre.



Practice writing the letter A.



Date : .....








FILL IN THE BLANKS WITH LETTER 'A'

Colour the picture.



N T

X E

Trace and write the letter.

A A A A A A A A

A A A A A A A A

A A

A A


A A

A A

Date : .....



Average  Good  Excellent














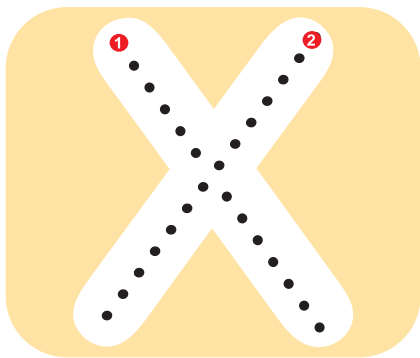
# ★ Letter X ★

Let's learn uppercase X.

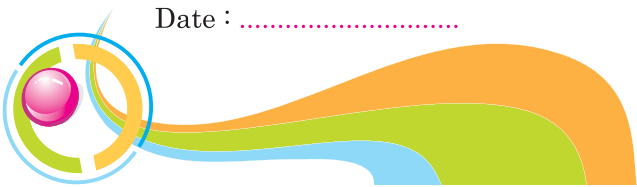
Trace the letter X with your finger. Pull down diagonally, again pull down diagonally from opposite side to cross in centre of first slanting line.



Practice writing the letter X.




Date : .....





FILL IN THE BLANKS WITH LETTER 'X'

Colour the picture.



E R O X

R A Y

Trace and write the letter.

X X X X X X X X

X X X X X X X X

X X

X X

X X

X X

Date : .....



Average  Good  Excellent

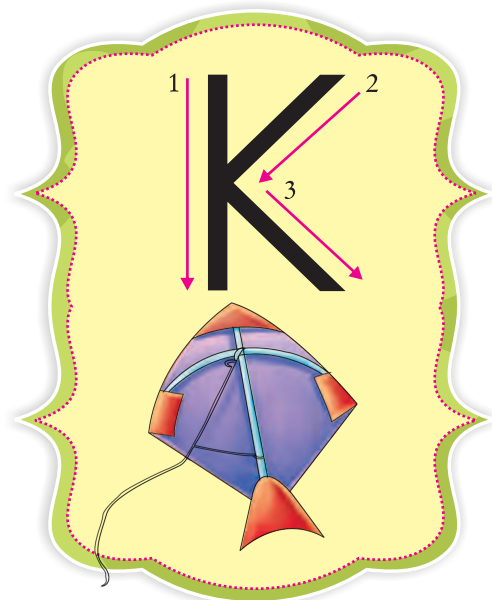












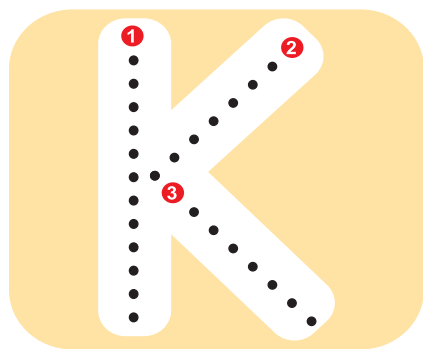
# ★ Letter K ★

Let's learn uppercase K.

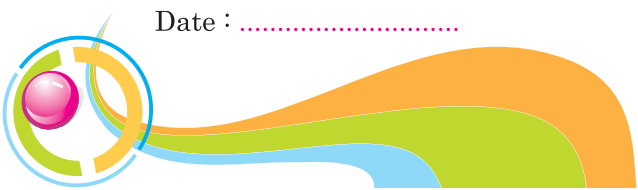
Trace the letter K with your finger. Go straight down, pull down diagonally from opposite side to the centre of the vertical line. Now, from centre again pull down diagonally to the bottom.



Practice writing the letter K.



Date : .....





FILL IN THE BLANKS WITH LETTER 'K'

Colour the picture.



ING

EY

Trace and write the letter.

K K K K K K K K

K K K K K K K K

K K

K K

K K

K K

Date : .....

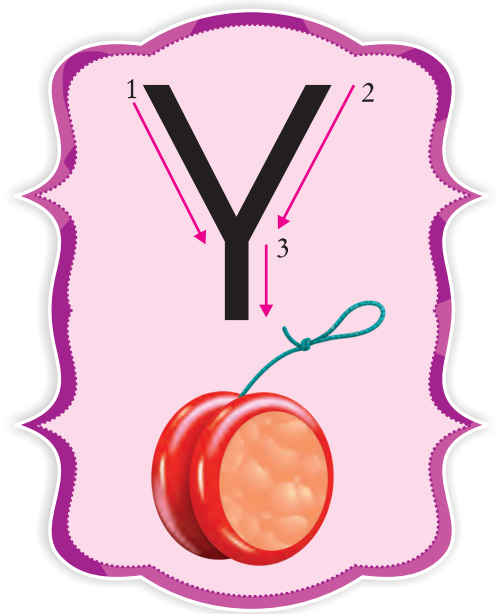












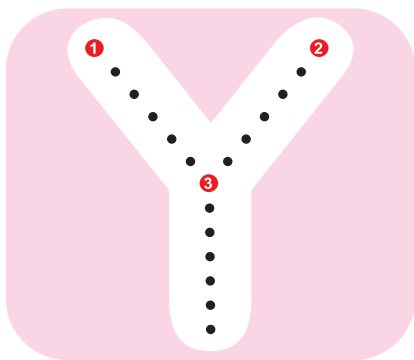
# ★ Letter Y ★

Let's learn uppercase Y.

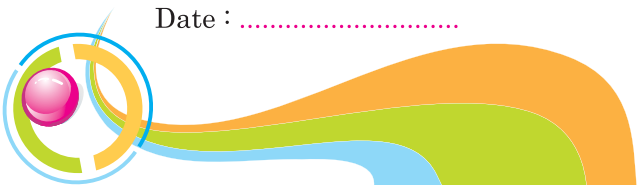
Trace the letter Y with your finger. Pull down diagonally from both sides to a centre point. Go straight down from the centre point.



Practice writing the letter Y.



Date : .....



FILL IN THE BLANKS WITH LETTER 'Y'

Colour the picture.

O Y O

A R N



Trace and write the letter.

Y	Y	Y	Y	Y	Y	Y	Y
Y	Y	Y	Y	Y	Y	Y	Y
Y	Y						
Y	Y						
Y	Y						
Y	Y						

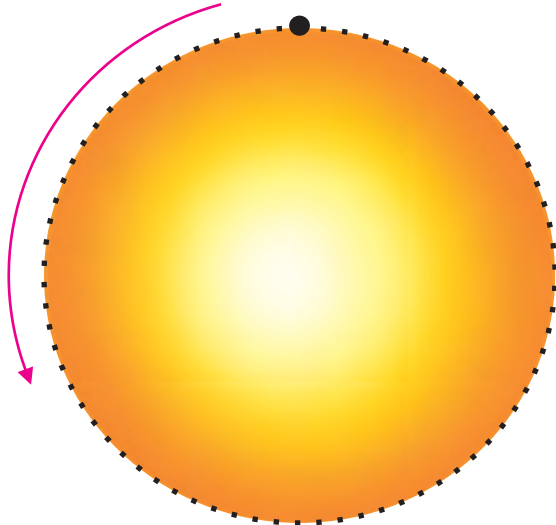
Date : .....





# ★ Circle ★

Trace the circular strokes to draw circles.




Sun



Moon



Coin

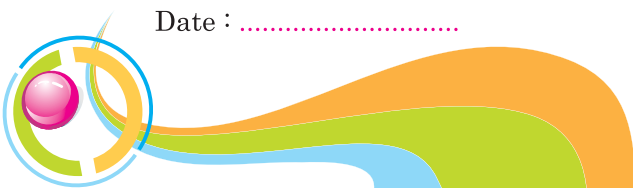


Wheels

Date : .....



Average  Good  Excellent

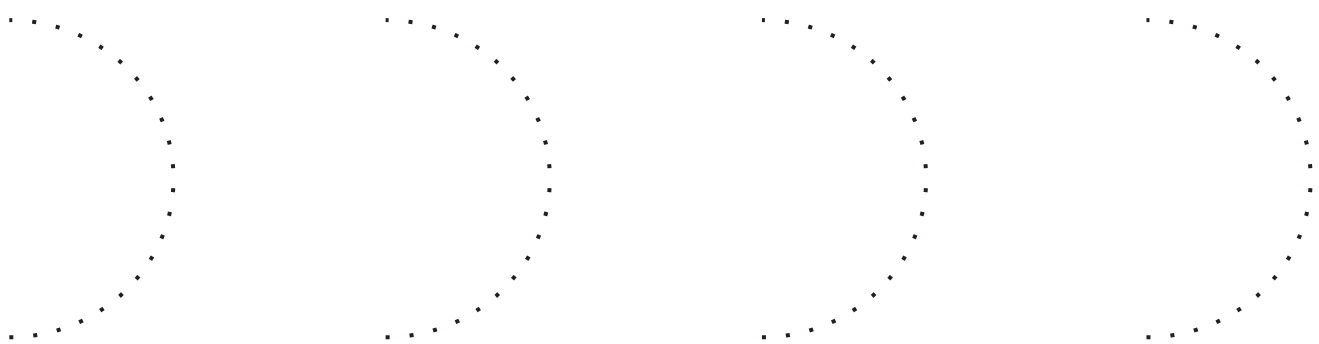
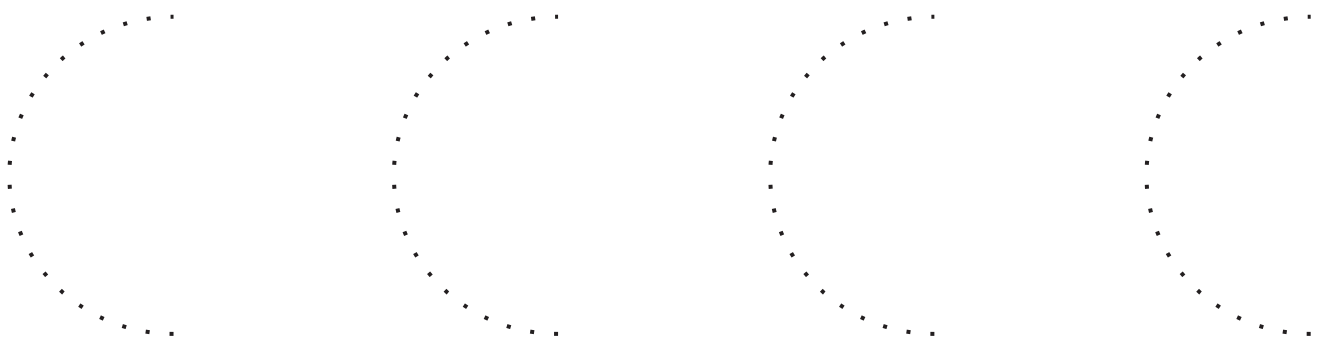






# ★ Semi-Circle ★

Trace the curved strokes to draw semi-circles.



Date : .....



  Average      Good      Excellent







# ★ Letter O ★

Let's learn uppercase O.

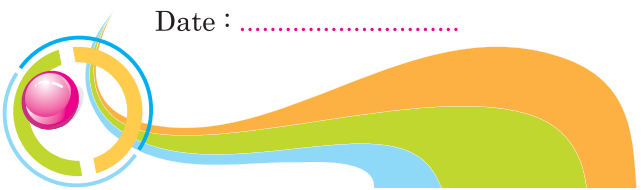
Trace the letter O with your finger. Curve back and around from left side to make a circle.



Practice writing the letter O.



Date : .....





FILL IN THE BLANKS WITH LETTER 'O'

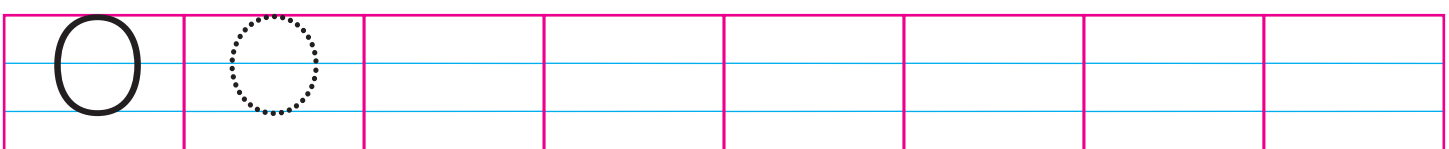
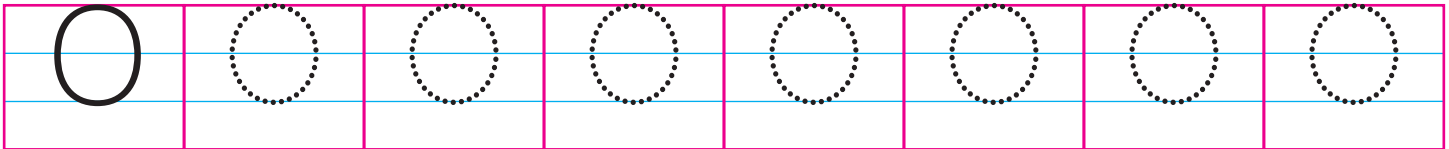
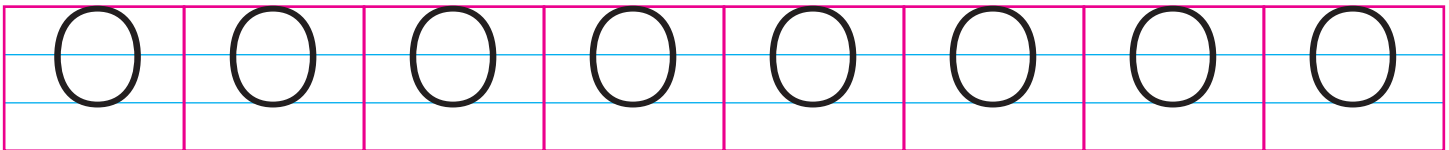
Colour the picture.

ORANGE




ONION

Trace and write the letter.



Date : .....






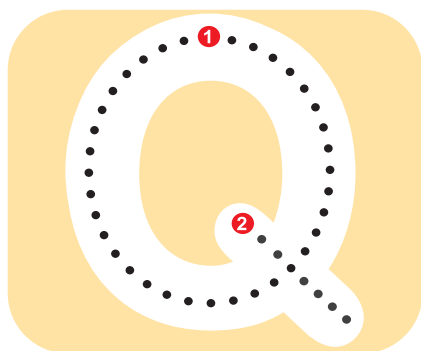
# ★ Letter Q ★

Let's learn uppercase Q.

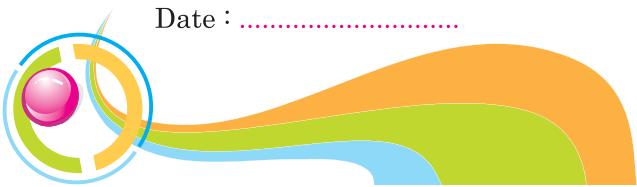
Trace the letter Q with your finger.  
Curve back and around from left side to make a circle. Pull down diagonally to the right at the bottom.



Practice writing the letter Q.

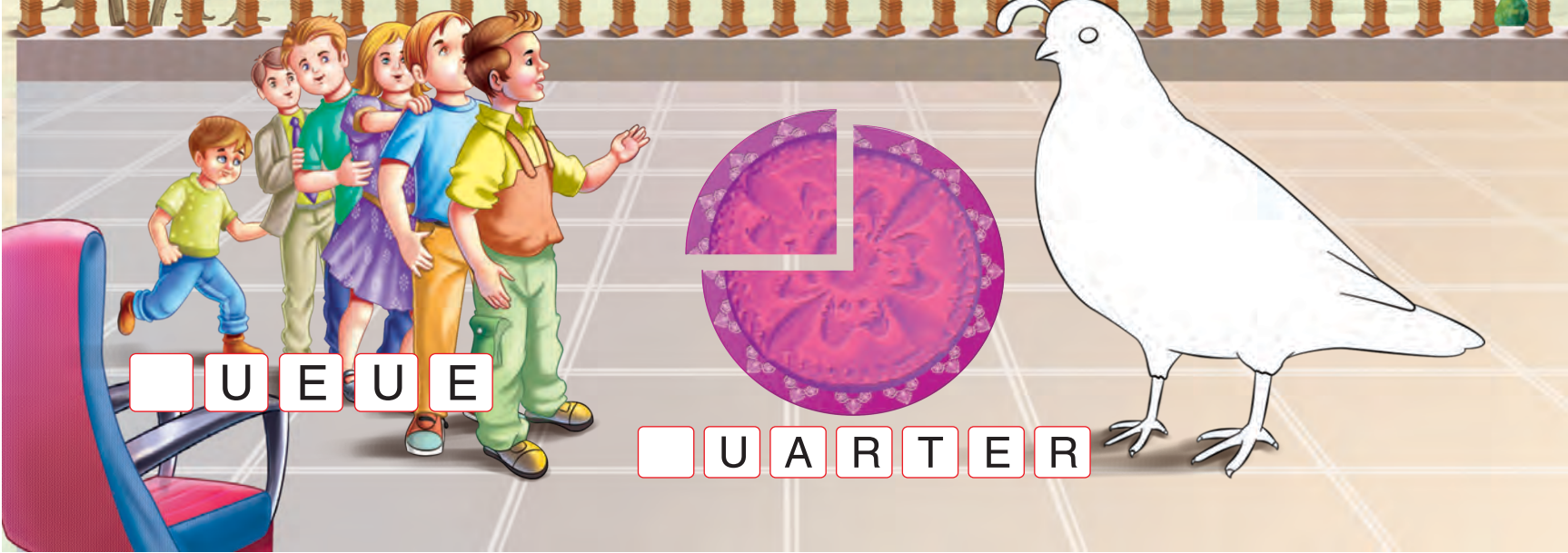


Date : .....



FILL IN THE BLANKS WITH LETTER 'Q'

Colour the picture.



Trace and write the letter.

Q	Q	Q	Q	Q	Q	Q	Q
Q	Q	Q	Q	Q	Q	Q	Q
Q	Q						
Q	Q						
Q	Q						
Q	Q						

Date : .....













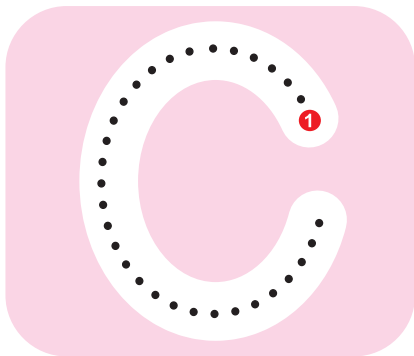
# ★ Letter C ★

Let's learn uppercase C.


Trace the letter C with your finger.  
Curve back and around to make a semi-circle from left side.



Practice writing the letter C.




Date : .....



FILL IN THE BLANKS WITH LETTER 'C'

Colour the picture.




A P

U P

Trace and write the letter.

C	C	C	C	C	C	C	C
C	○	○	○	○	○	○	○
C	○						
C	○						
C	○						
C	○						

Date : .....






# ★ Letter G ★

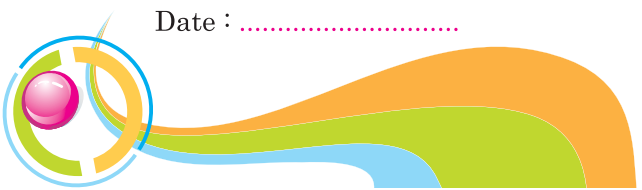
Let's learn uppercase G.

Trace the letter G with your finger. Curve back and around, then go across horizontally inwards. Now pull down straight from end of horizontal line.



Practice writing the letter G.


Date : .....





FILL IN THE BLANKS WITH LETTER 'G'

Colour the picture.



□ I R L

□ U N

Trace and write the letter.

G G G G G G G G

G G G G G G G G


G G

G G

G G

G G

Date : .....














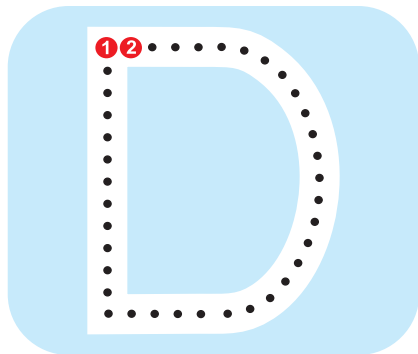
# ★ Letter D ★

Let's learn uppercase D.

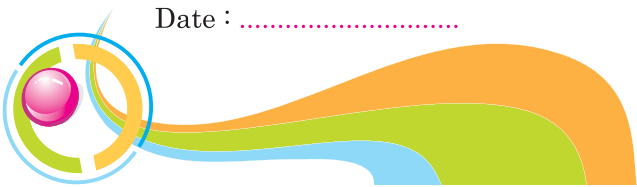
Trace the letter D with your finger.  
Go straight down. From top of straight line, curve down and around to the bottom from the right side.



Practice writing the letter D.




Date : .....





FILL IN THE BLANKS WITH LETTER 'D'

Colour the picture.



U C K

R U M

Trace and write the letter.

D D D D D D D D

D D D D D D D D


D D

D D

D D

D D

Date : .....





# ★ Letter P ★

Let's learn uppercase P.

Trace the letter P with your finger.  
Go straight down, then curve around from top to the middle of straight down from right side.

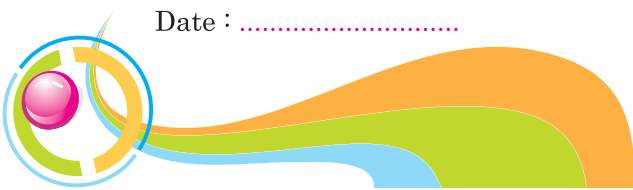


Practice writing the letter P.


Date : .....



Average  
 Good  
 Excellent





FILL IN THE BLANKS WITH LETTER 'P'

Colour the picture.



□ E A R

□ I G E O N

Trace and write the letter.

P P P P P P P P

P P P P P P P P

P P

P P

P P

P P

Date : .....



☹️ □ Average    😐 □ Good    😊 □ Excellent

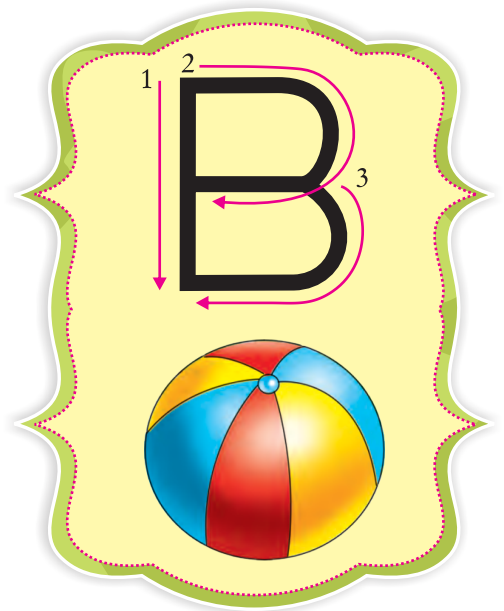












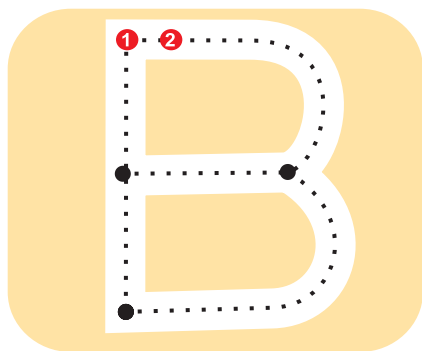
# ★ Letter B ★

Let's learn uppercase B.

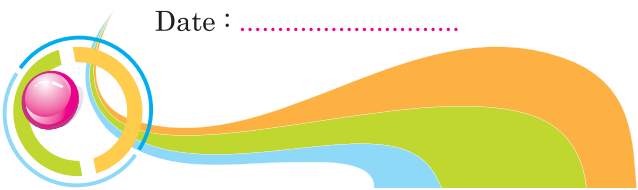
Trace the letter B with your finger. Go straight down. From top of straight line, curve down and around to the middle, again curve down and around to the bottom.



Practice writing the letter B.



Date : .....





FILL IN THE BLANKS WITH LETTER 'B'

Colour the picture.



O Y

A T

Trace and write the letter.

B B B B B B B B

B B B B B B B B

B B

B B

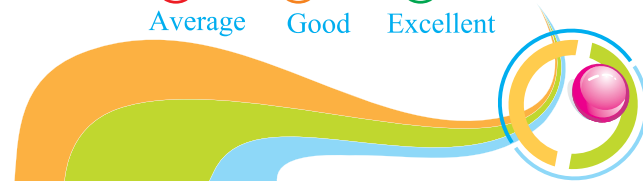
B B

B B

Date : .....



Average  Good  Excellent






# ★ Letter R ★

Let's learn uppercase R.

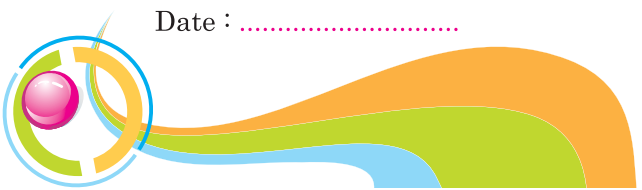
Trace the letter R with your finger. Go straight down. From top of straight line, curve down and around to the middle from right side. Now, pull down diagonally to the right side.



Practice writing the letter R.


Date : .....

	<input type="checkbox"/>		<input type="checkbox"/>		<input type="checkbox"/>
Average		Good		Excellent	





FILL IN THE BLANKS WITH LETTER 'R'


Colour the picture.



□ O S E



□ A T



Trace and write the letter.

R R R R R R R R

R R R R R R R R

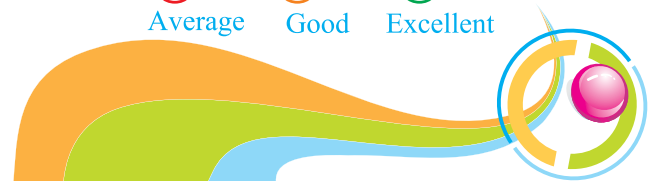
R R

R R

R R

R R

Date : .....














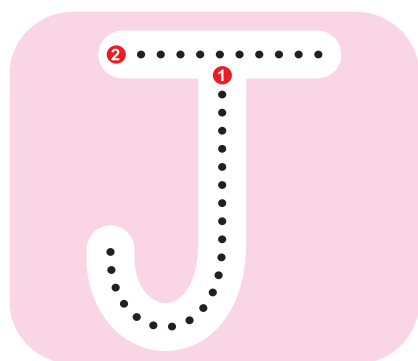
# ★ Letter J ★

Let's learn uppercase J.

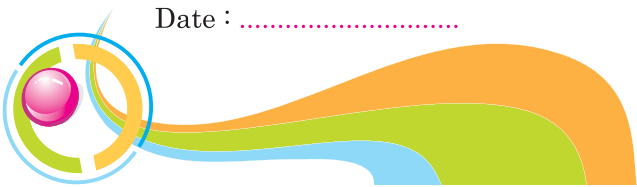
Trace the letter J with your finger.  
Go straight down and curve up to left.  
Go across at the top.



Practice writing the letter J.



Date : .....





FILL IN THE BLANKS WITH LETTER 'J'

Colour the picture.





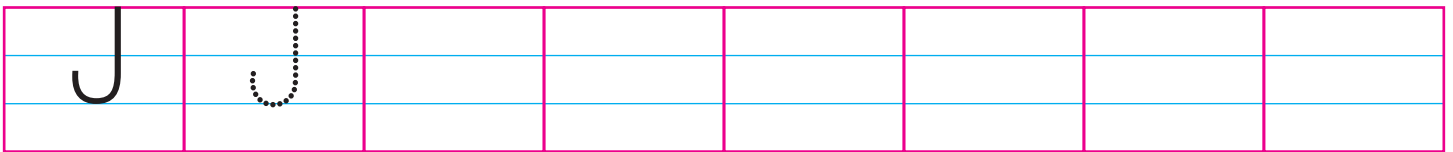
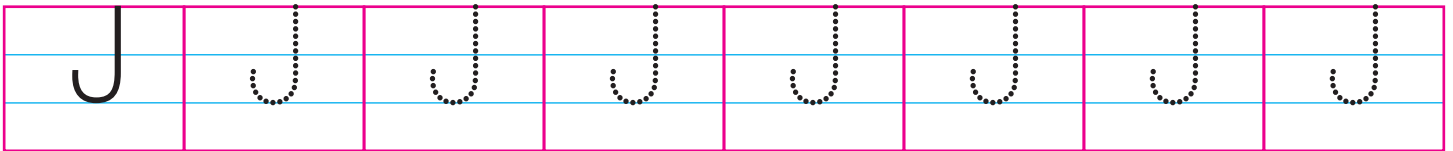

□ E E P



□ A M



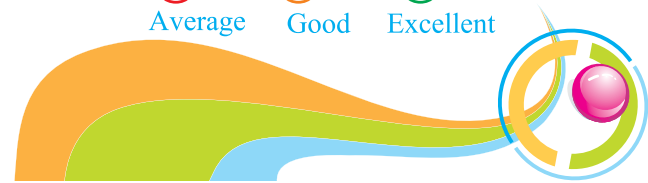
Trace and write the letter.



Date : .....



Average  Good  Excellent






# ★ Letter S ★

Let's learn uppercase S.

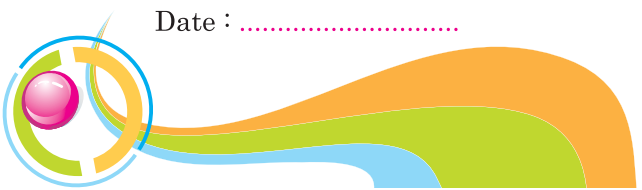
Trace the letter S with your finger.  
Curve down and around to the left. Then  
around and down to the right.



Practice writing the letter S.



Date : .....






FILL IN THE BLANKS WITH LETTER 'S'

Colour the picture.

U N



P A R R O W

Trace and write the letter.

S S S S S S S S

S S S S S S S S

S S

S S


S S

S S

Date : .....



Average  Good  Excellent






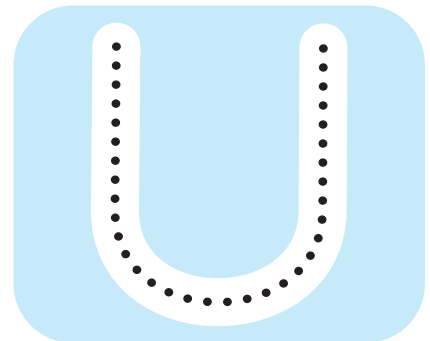

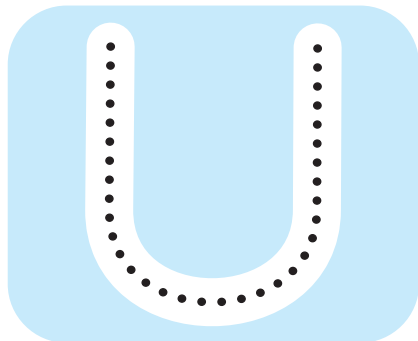
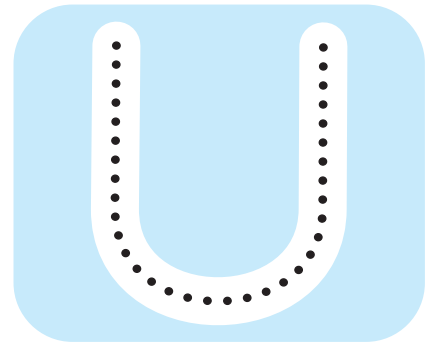
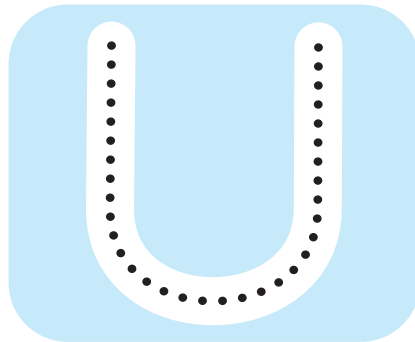
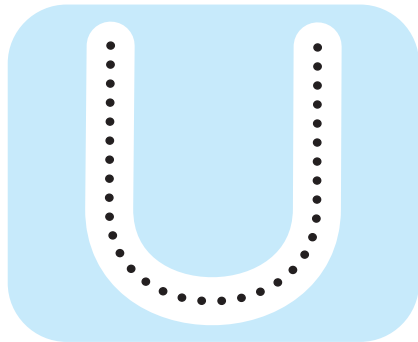


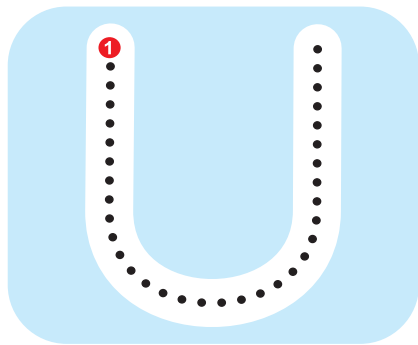
# ★ Letter U ★

Let's learn uppercase U.

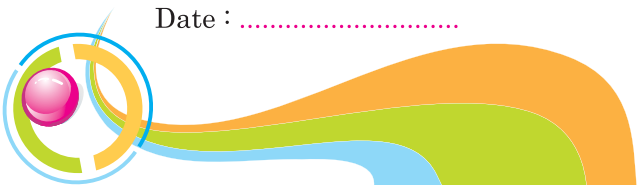
Trace the letter U with your finger.  
Go straight down. Curve under and go up.



Practice writing the letter U.



Date : .....





FILL IN THE BLANKS WITH LETTER 'U'

Colour the picture.



□ T E N S I L S

□ N I F O R M

Trace and write the letter.

U	U	U	U	U	U	U	U
U	U	U	U	U	U	U	U
U	U						
U	U						
U	U						
U	U						

Date : .....



☹️ □ Average    😐 □ Good    😊 □ Excellent




# ACTIVITY

Hey kids! I am Silky. I learnt but I forgot the names of the pictures shown below. Can you help me in recalling the names of the pictures by matching them with their names?



I  
F  
G  
D  
E  
C  
A  
H



Date : .....