

























# REVISION TEST PAPER-III

(Based on Chapters 8 to 10)

Max. Marks : 25

## A. Multiple Choice Questions (MCQs) (20)

Tick (✓) the correct option.

- 10000m. is equal to .....  
 (a) 1 km  (b) 10 km   
 (c) 100 km  (d) 1000 km 
- Quarter of an hour is .....  
 (a) 30 minutes  (b) 60 minutes   
 (c) 15 minutes  (d) 45 minutes 
- While converting months into days, we take 1 month to be .....  
 (a) 30 days  (b) 29 days   
 (c) 28 days  (d) 30 days 
- If 4 kg 50 g is added to 50 g, the answer is .....  
 (a) 4 kg 50g  (b) 5 kg   
 (c) 4 kg 100 g  (d) 450 g 
- The capacity of the glass in which you drink milk is closest to .....  
 (a) 1000 ml  (b) 50 ml   
 (c) 10 ml  (d) 200 ml 
- If  $9 \frac{1}{500} \text{ ml}$  is added to 500 ml the answer is .....  
 (a) 1000 ml  (b) 10 l   
 (c)  $9 \frac{1}{500} \text{ ml}$   (d) 9500 ml 

## B. Match the following. (5)

### Column A

1. Iron Grill
2. Solids
3. 365 days
4. In a leap year
5. March

### Column B

- (i) Particular shape
- (ii) February has 29 days
- (iii) 31 days
- (iv) Pattern
- (v) 1 year

