



English

Pre-Primer

a e i o u



Contents

No.	Chapter	Page No.
1.	My English Alphabet	3
2.	Capital and Small Letters	10
3.	Vowels	12
4.	Vowel 'a'	13
5.	Vowel 'e'	16
6.	Vowel 'i'	19
7.	Vowel 'o'	22
8.	Vowel 'u'	25
9.	Use of 'A/An'	30
10.	Use of 'And'	32
11.	'This' and 'That'	34
12.	'He' and 'She'	35
13.	'His' and 'Her'	36
14.	'In, On and Under'	39
15.	Use of 'Has/Have'	41
16.	'Yes/No'	43
17.	Use of 'These' and 'Those'	45
18.	Action Words	47
19.	Parts of Body	49
20.	The People Who Help Us	50
21.	Colours	51
22.	Twelve Months in a Year	52
23.	Good Habits	54
24.	Conversation	55
25.	Story Time	56



My English Alphabet

A a



Ant



A for Aeroplane



Axe



Apple

B b



Bird



B for Boy



Balloon



Ball

C c



Cow



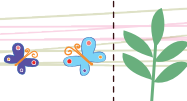
C for Car



Camera



Cat



D **d**



Doll



D for **D**onkey



Date




Dolphin

E **e**



Eraser



E for **E**lephant



Egg



Engine

F **f**



Football



F for **F**ish



Frog



Fox

G **g**



Glass



G for **G**iraffe



Grapes



Gift

H **h**



Hen



H for **H**orse



Hammer



Hut

I **i**



Insect



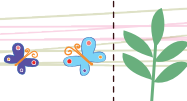
I for **I**ce-cream



Injection



Iron



J j



Jug



J for Jeep



Jackal



Juice

K k



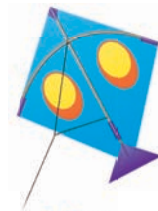
Key



K for King



Kangaroo



Kite

L l



Lamp



L for Lion



Letter Box



Lamb

M m



Monkey



M for Man



Moon



Mango

N n



Nut



N for Nurse



Nail



Necklace

O o



Oil



O for Owl



Onion



Orange

P p



P for Pigeon

Parrot

Pear

Q q



Q for Queen

Quilt

Quarter

R r



R for Rat

Rocket

Ring

S s



S for Sun

Snake

Soap

T t



T for Tiger

Trophy

Tube

U u



U for Urn

Unicorn

Universe

V v

V for Vase



Van



Vegetables

W w

W for Watch



Wheel



Watermelon

X x

X for X-mas tree



Xerox Machine



X-Ray

Y y

Y for Yak



Yo-yo



Yolk

Z z

Z for Zebra




Zoom




Zero

English Pre-Primer

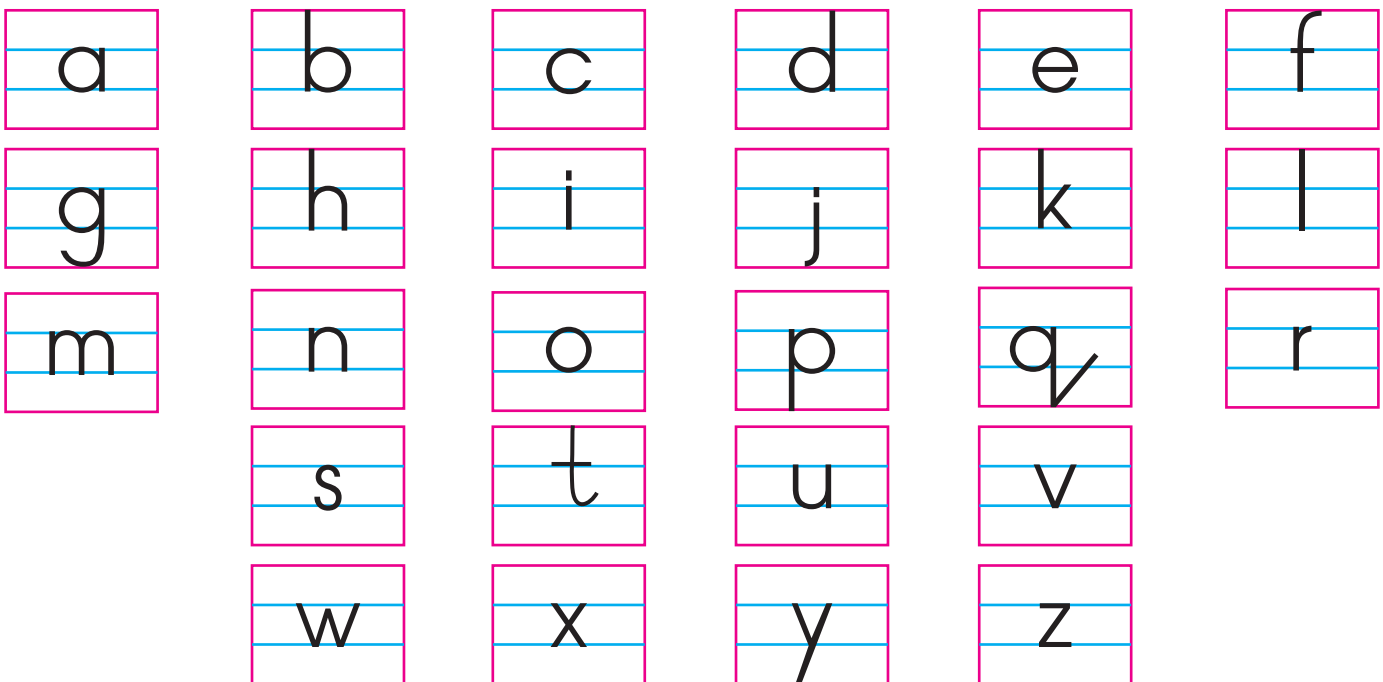


Capital and Small Letters

Capital Letters



Small Letters



Learn and Have Fun

1. Count and write how many letters are there in english alphabets.



2. Underline the letter **a** in the words given below.

ant

and

hat

bag

fan

jam

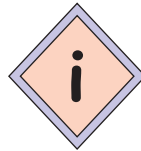
can

ate

ape



Vowels



One **a**eroplane in the **a**ir,

Two **e**ggs make a pair.

Three **i**nsects on an **i**nkpot,

Four **o**ranges on the **o**t.

Five **u**mbrellas in the **u**n,

Say it again from one.



Teacher's Note

Teacher is requested to say more words starting with vowels.



a van

a bat

a vase

a hat

a cap

a bat

a rat

a cat

a mat

Let's read

Practise some more 'a' sound words :

ad sound

lad dad pad sad had

an sound

pan van ran can fan

at sound

rat bat hat fat mat

ag sound

bag lag rag tag gag

ap sound

cap tap sap gap map

Look and say



a bat



a cat



a rat



a fan



a man




a van



a cap



a bag



a mat

Learn and Have Fun

1. Write 'a' in the circles :



j o m



f o n



b o g



b o t



m o p



f o t

2. Fill in the blanks with 'a' :



A m__n with a h__t on his he__d.



A c__t with j__m.

A b__g lying on a m__t.





a pen



a bed



a den



a key



a net

a hen

Let's read

Practice some more 'e' sound words :

ed sound

fed red led wed bed

eg sound

keg peg reg beg leg

et sound

jet met get set let

en sound

den ten hen men pen

ew sound

dew few new sew chew

Look and say



a bed



a leg



a hen



a pen



a pet



a net



a gem



a jet



a den
English Pre-Primer

Learn and Have Fun

1. Write 'e' in the circles :



j t

10

t n



h n



b d




d n



p n

2. Match each picture with its correct word. One has been done for you.

Example



vet
met
jet




red
peg
bed



hen
pen
ten



beg
men
leg



egg
peg
den



vet
net
pet





a kite



a kid



USE ME

a bin

a pit



a fish



a lid

Let's read

Practise some more 'i' sound words :

in sound

din

pin

bin

fin

kin

id sound

bid

lid

mid

hid

did

ip sound

nip

sip

lip

pip

dip

it sound

bit

pit

sit

hit

kit

ig sound

fig

pig

dig

big

wig

Look and say



a pin



a tin



a nib



a lid



a pig



a bin



a zip




a kid



a bib

Learn and Have Fun

1. Write 'i' in the circles :



f○sh



p○n



sh○p



n○b



s○t



s○p

2. Fill in the blanks with vowels (a,e,i). One has been done for you.

s i p

n b

k d

m x

s t

s x

f x

h d

b b

l p

f g

t p

l d

f d

p t

b d

z p

f t

l g

l t

b g

t n

p n

s n



Vowel 'o'



a fox



a log



a mop



a pot



a toy

Let's read

Practise some more 'o' sound words :

ot sound

rot not hot lot got

op sound

pop cop top mop hop

og sound

log hog cog fog dog

on sound

son ton won con don

ow sound

bow low row sow tow

Look and say



a pot



a cow



a cot



a dog



a boy



a mop



a top



a fox



a rod

English Pre-Primer

Learn and Have Fun

1. Write 'o' in the circles :



b○y



g○d



c○w



c○t



t○y



b○x

2. Let us read :



Tod has a pot.

Tod has a rod.

He puts the rod in the pot.

The rod is hot.





the sun



a cub



a bun



a tub



a jug



a hut



a cup



a bug

Let's read

Practise some more 'u' sound words :

up sound

up tup pup cup sup

un sound

pun fun gun bun sun

ut sound

cut but nut hut gut

ub sound

cub rub tub hub pub

ug sound

dug jug bug mug hug

Look and say



a hut



a bun



a cup



a tub



a bus



a jug



a pup



a nut



a mug

Learn and Have Fun

1. Write 'u' in the circles :



gon



mog



tob



drom



bolb



cob

2. Make two words, each ending in the following sounds. Take help from the Help Box:

a. un _____

b. ug _____

c. ub _____

d. ut _____

Help Box

mug tub hut cub nut gun jug run

Learn and Have Fun

Fill in the boxes with 'a', 'e', 'i', 'o' or 'u' to complete the words:



F n



L p



H n



S n



T p



T b



B d



B n



V n



D g




G n



F x



R t



Z p



J t



Learn and Have Fun

Pictures with their names:




Net



Nut



Cot



Cat



Hen



Hut



Pin



Cup

English Pre-Primer 



Use of 'A/An'

Words starting with consonants take 'A' before them :



A hen



A box



A fish



A zebra



A car



A bird



A ball



A kite

Words starting with vowels (a, e, i, o, u) take 'An' before them :



An egg



An owl



An orange



An apple



An umbrella



An axe



An iron



An eye



Teacher's Note

Tell the children a word and ask **him/her** whether a or an to be used before the word.



 Learn and Have Fun

Write 'a' or 'an' :



___ engine



___ crow



___ eagle



___ apple



___ nose



___ tree



___ hen



___ owl



___ axe



___ yacht



___ zebra



___ top




___ eraser



___ box




___ fish





Use of 'And'

Look and Read :



Pen and Notebook



Laptop and Mobile



Lion and Rabbit



Soldier and
Policeman



Train and
Aeroplane




Cow and Ox



Table and Chair



Butter and Bread



Tomato and Potato



Teacher's Note

Ask the students to say some more words using 'and'. Help them in doing so.



Learn and Have Fun

Fill in the blanks :



a tub _____ a jug



a goat _____ a cow



_____ and _____



_____ and _____



a parrot _____ a crow




a tree _____ a plant



a lion _____ a cheetah



a cup of tea _____ an ice-cream





'This' and 'That'



This is a boy.
That is a girl.



This is a car.
That is a bus.



This is a tub.
That is a mug



This is a mango
That is a tree.



Teacher's Note

Note

'This' is used to point nearby objects.
'That' is used to point distant objects.

Show the students some pictures. Ask them to make sentences using **this** and **that**.



'He' and 'She'



This is Rohit.
He is a boy.



This is Rima.
She is a girl.



This is Amit.
He is a man.



This is Madhu.
She is a woman.



This is Mr. Gupta.
He is a doctor.



This is Mrs. Sharma
She is a teacher.



This is Anurag.
He is a player.

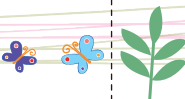


This is Shalini.
She is a singer.



Teacher's Note

Teach the students how to use the **he/she** pronouns correctly.





'His' and 'her'



This is Pinki.
This is **her** book.

This is Rahul.
This is **his** pen.



This is Sam.
This is **his** football.

This is Mala.
This is **her** umbrella.



This is Suman.
This is **her** bicycle.

This is Nikhil.
This is **his** bat.



This is Tom.
This is **his** toy.

This is Priti.
This is **her** doll.



Teacher's Note

Tell the students the proper use of **his/her**. Also say them the difference between a naming word and a pronoun.



Learn and Have Fun

Fill in the boxes with **he/she** and **his/her** :



is a boy.
This is kite.
 is Sonam.
This is ice-cream.



is Vimal
This is violin.
 is Ruchi.
This is gun.



is Sudhir.
This is hat.
 is Juli.
This is watch.



is Anim.
This is balloon.
 is Mona.
This is gift.



English Pre-Primer 



Look at the picture and fill in the blanks with He, His, She, Her :

This is Roma. _____ is a girl. _____ birthday falls on 1st October. _____ invites all _____ friends.

That is Daksh. _____ is a boy. _____ is Roma's younger brother. _____ friends also come on Roma's birthday.

Roma blows and puts off all the candles. _____ gets so many gifts and flowers. _____ father gave _____ a beautiful musical doll. _____ thanks all _____ friends.





In, On and Under



Mr. Verma is **in** the car.



Rohan is **on** the bike.



Fruits are **in** the basket.



Swati is **under** the fan.



The cat is **under** the table.



The monkey is **on** the tree.



My bag is **on** the table.




Passengers are **in** the bus.



Teacher's Note

Show the students different pictures and ask them whether to use **in**, **on** and **under**.



Learn and Have Fun



Look at the picture and fill in the blanks with In, On and Under-:

1. The computer is _____ the table.
2. Satvik is _____ the bed.
3. The rat is _____ the table.
4. Clothes are _____ the almirah.
5. The bag is _____ the table.
6. The cat is _____ the almirah.





Use of 'Has/Have'

- 'Has' is used with he, she and other singular objects.
- 'Have' is used with I, you and plural (more than one) objects.



Raman **has** a bike.



Raveena **has** a mobile.



We **have** dolls.



Rahul **has** a dog.



Surbhi **has** a book.

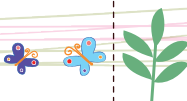


Naman and Raman **have** kites.



Teacher's Note

Write some sentence with blanks on the blackboard. Ask any student whether **has/have** to be filled with.





Learn and Have Fun

Fill in the blanks with 'has' or 'have' and complete the sentences :



Neha _____ toys.

Himansh _____ a bag.



We _____ a mobile.



We _____ books.



I _____ a dog.



We _____ balls.





Look and Read :



Is this an aeroplane ?

Yes, it is an aeroplane.

Is this a tiger ?

No, it is not a tiger.

It is a lion.



Is it a mobile ?

Yes, it is a mobile.

Is it a car ?

No, it is not a car.

It is a bike.



Is it a cow ?

Yes, it is a cow.



Teacher's Note

Ask the students questions and tell them to answer using 'Yes' or 'No'.



Learn and Have Fun

Look at the pictures and fill in the blanks with 'Yes / No':



Is this a boy?



Is this a tiger?



Is this a pen?



Is this a lion?



Is this an elephant?



Is this a table?



Is this a dog?



Is this a camel?



Is this a snake?



Is this a car?





Use of 'These' and 'Those'

'These' is the plural of 'This' and used to refer to persons or things close to you. 'Those' is the plural of 'That' and used for a thing or person far from you.




These are cats.

Those are rats.




These are apples.

Those are oranges.



These are tigers.

Those are balls.



These are mangoes.

Those are huts.



Teacher's Note

Write a sentence on the blackboard. Ask the students to fill in the blanks with **these** and **those**.



Learn and Have Fun

Write 'These' or 'Those' in the blanks :



_____ are boys.



_____ are girls.



_____ are trees.



_____ are birds.



_____ are books.



_____ are pens.



_____ are balls.



_____ are kites.





Action Words

Action words are verbs that specifically describe what the subject of the sentence is doing.

Look and Read :



Kabir is **playing**.



Divya is **dancing**.



Sunil is **singing**.



Monu is **walking**.



Tinu is **running**.



Ravi is **jumping**.



Rahul is **cycling**.



Chaman is **driving**.



Kapil is **eating**.



Madhu is **drinking**.



Kiran is **reading**.

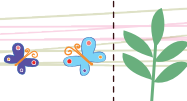


Karan is **writing**.



Teacher's Note

Tell the students more doing words with simple sentences.





Learn and Have Fun

Look at the pictures and fill in the blanks with action words.



Naman is _____.



Nikky is _____.



Karan is _____.



Suraj is _____.



He is _____.



She is _____.



Jack is _____ a bus.

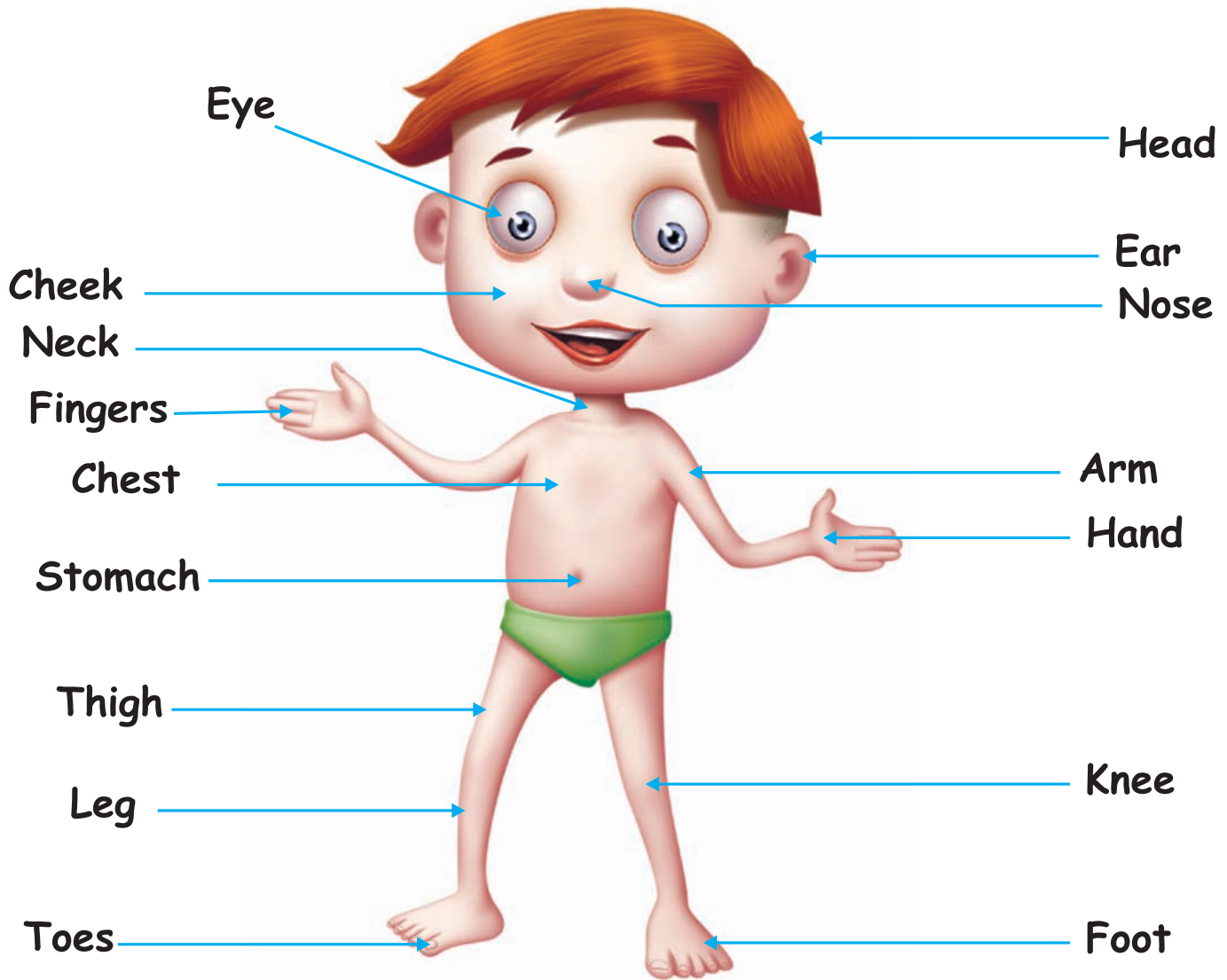


Pawan is _____ a bicycle.





Parts of Body



Eyes



Ear



Teeth



Hand



Nose




Lips



Tongue



Foot





The People Who Help Us



Soldier



Teacher



Doctor



Scientist



Sweeper



Farmer



Nurse



Carpenter



Tailor



Policeman



Clerk



Cobbler



Teacher's Note

Teacher is requested to say the students how some people as.





Colours

Look and understand the colours :



Red



Blue



Green



Orange



Black



Yellow



Learn and Have Fun



This is a
_____ bear.



The lemon is
_____.



This is an
_____.



The tomato
is _____.



This is a
_____ tree.



This is a
_____ shirt.





Twelve Months in a Year

There are twelve months in a year.



JANUARY

January is the month of snow,
Temperature of the season is low.



FEBRUARY

February brings love,
The lady feels like a dove.



MARCH

March is the month of colours,
Daffodils dance and hearts flutter.



APRIL

April showers bring flowers,
Scatter nature at our feet.



MAY

Lovely is the month of **May**,
All feel happy and gay.



JUNE

June brings lilies and roses,
The hands of children fill
with posies.



Teacher's Note

Ask the students to say the names of the months in a year one by one. Teacher can ask to write the names of the months on the blackboard.





JULY

Cool showers of hot **July**,
Give people a new high.



AUGUST

August is the month of harvest,
When the crop of corn
is the largest.



SEPTEMBER

September is warm and fruity,
Makes men playful and sporty.



OCTOBER

October comes tenth in a year,
Brings along happiness
and cheer.




NOVEMBER

November announces chill
coming fast and carries the
year to the last.



DECEMBER

In **December** we have treats we
have carols we sing and happily
dancing we welcome New year ring.





Good Habits



Welcome your guest with a smile.



Say 'Excuse me!' before interrupting a conversation.



Knock before you enter a room.



Help the needy.



Say sorry if you have hurt someone by mistake.



Share your belongings.



Listen carefully.



Take turns.



Always greet your elders.





Conversation

1. What is your name?

My name is Vanshika Pandey.

2. In which class do you study?

I study in L KG.

3. What is your father's name?

My father's name is Mr. Rakesh Pandey.

4. What does he do?

He is a doctor.

5. What does your mother do?

My mother is a teacher.

6. Which colour do you like?

I like pink colour.

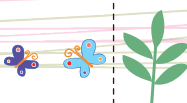
7. What is the name of your best friend?

The name of my best friend is Avantika.



Teacher's Note

Teacher can guide the students to practice more conversation.





The Foolish Ass

A merchant had an ass. He cared for it very much. He gave it grass and hay. He went to city daily with a bag of salt. His ass carried this bag. One day, the ass slipped and fell into the water with the bag. Some salt got washed away with the water. The bag became lighter. The ass felt very happy. Now it daily fell into the water purposely to lessen his load. The master was very angry. One day, he loaded the ass with a bag of cotton instead of salt. The ass fell into the water. But this time the load became heavier. The master beat the ass to move it forward. The foolish ass repented. After that it never played tricks.

merchant : सौदागर

foolish : मूर्ख

repented : पछताना

