

# Living and Non-living Things

# 1

We see many things around us.

We see them at home, in our neighbourhood, on the road, in the market and in the school. Some of these things are living and some are non-living things.

Thus, all these things can be divided into two groups :

1. Living Things
2. Non-living Things

## 1. Living Things

The things which have life in them are called living things, such as, men, women, children, animals and birds etc.



Plants are living things.



## 2. Non-living Things

The things which do not have life in them are called non-living things. Such as, chair, book, table, TV, radio, fan, bulb, car etc.



## FEATURES OF LIVING AND NON-LIVING THINGS

### 1. All Living Things Breathe

All living things breathe. We breathe air through our nose.



Fish breathe through gills. Plants breathe through small openings in their leaves called stomata.

Non-living things do not breathe. A chair does not breathe.

### 2. All Living Things Need Food

We need food to live. Food also helps us to stay healthy and grow and keeps our body fit. We eat rice, dal, vegetables, fruits etc. A buffalo eats grass, a lion eats flesh of other animals, while a frog eats insects.





Plants make their food from air, water and sunlight.

Non-living things do not need food.

A chair does not need food.



### 3. All Living Things Reproduce

All living things produce young ones of their kind. Human being, dog, cat, lion, tiger etc. give birth to young ones.



Some animals lay eggs like hens, snakes, tortoises, birds, lizards and crocodiles. Babies hatch from these eggs.



Plants produce seeds. New plants grow from seeds.


Non-living things do not reproduce.

A table does not give birth to a small table.




## 4. All Living Things Grow Old and Die


A baby grows into a child and then to be an adult. The adult grows old and finally dies. All living things follow a life-cycle.



A little puppy grows into a dog.




A small plant grows into a big tree.



## 5. All Living Things Move

All animals move from one place to another. Even plants show movement. They turn their face towards light.



Non-living things cannot move. A telephone does not move on its own.

## Living Things Feel

All living things have some feelings.

Non-living things do not feel.



### Know the Keywords :

Breathe : Taking in and letting out of air.

Lay : Produce eggs.

Hatch : Emerge from an egg.

Adult : Fully grown.

### Point to Remember

- All things around us are either living or non-living.
- The things which have life in them are living things.
- Human beings, animals and plants are living things.
- Living things breathe, eat food, reproduce, move, grow old and die, have feelings.
- The things which do not have life in them are non-living things.
- New plants grow from seeds.

## EXERCISE TIME

### A. Multiple choice questions (MCQs).

Tick (✓) the correct option :

1. We see many \_\_\_\_\_ around us.  
a. birds  b. animals  c. things
2. Living thing have \_\_\_\_\_ in them.  
a. life  b. pocket  c. none of them
3. Chair is a \_\_\_\_\_ thing.  
a. living  b. non-living  c. none of these

4. We need \_\_\_\_\_ to live.

a. cloth

b. house

c. food

5. Plants produce \_\_\_\_\_.

a. grass

b. seeds

c. climbers

**B. Tick right (✓) or wrong (X) in the boxes :**

1. All living things breathe.

2. Non-living things do not reproduce.

3. Plants and trees are living things.

4. Plants breathe through stomata.

5. Non-living things have life in them.

**C. Fill in the blanks :**

1. Living things need \_\_\_\_\_ to live.

2. We breathe air through our \_\_\_\_\_.

3. Chair is a \_\_\_\_\_ thing.

4. \_\_\_\_\_ things do not breathe.

5. All living beings produce \_\_\_\_\_ of their kind.

**D. Answer the following questions :**

1. What are living things ?

\_\_\_\_\_

2. What are non-living things ?

\_\_\_\_\_

3. Write features of living things.

\_\_\_\_\_

4. Why do living things need food ?







\_\_\_\_\_

5. How do new plants grow ?

\_\_\_\_\_

# Activity Time

- Put a tick mark (✓) for the living things and cross (X) for the non-living things in the boxes :



## Creative Work

- Collect the pictures of five living things and five non-living things and paste them in your scrap book.
- Draw any two living things and two non-living things and then colour them :

Living things	Non-living things